

EN

With your inspiring rating, COSTWAY will be more consistent to offer you EASY SHOPPING EXPERIENCE, GOOD PRODUCTS and EFFICIENT SERVICE!

DE

Mit Ihrer inspirierenden Bewertung wird COSTWAY konsistenter sein, um Ihnen EIN SCHÖNES EINKAUFSERLEBNIS, GUTE PRODUKTE und EFFIZIENTEN SERVICE zu bieten!

FR

Avec votre évaluation inspirante, COSTWAY continuera à fournir une EXPÉRIENCE D'ACHAT PRATIQUE, des PRODUITS DE QUALITÉ et un SERVICE EFFICACE !

ES

Con su calificación inspiradora, COSTWAY será más consistente para ofrecerle EXPERIENCIA DE COMPRA FÁCIL, BUENOS PRODUCTOS y SERVICIO EFICIENTE.

IT

Con la tua valutazione incoraggiante, COSTWAY sarà più coerente per offrirti ESPERIENZA DI ACQUISTO FACILE, BUONI PRODOTTI e SERVIZIO EFFICIENTE!

PL

Dzięki twojej opinii COSTWAY będzie mógł oferować jeszcze WYGODNIEJSZE ZAKUPY, LEPSZE PRODUKTY i SPRAWNIEJSZĄ OBSŁUGĘ KLIENTA.



US office: Fontana

UK office: Ipswich

DE office: Hamburg

FR office: Saint Vigor d'Ymonville

PL office: Gdańsk

USER'S MANUAL

Foot Spa ES10074US

Before You Begin...

IMPORTANT SAFETY INSTRUCTIONS

When using an electrical appliance, basic precautions should always be followed, including the following:

Read all instructions before using the foot spa.

DANGER - To reduce the risk of electric shock:

- 1) Always unplug this appliance from the electrical outlet immediately after using and before cleaning.
- 2) Do not stand on or in appliance. Use only while seated.
- 3) Do not handle plug with wet hands.

WARNING - To reduce the risk of burns, fire, electric shock, or injury to persons:

- 1) An appliance should never be left unattended when plugged in. Unplug from outlet when not in use, and before putting on or taking off parts.
- 2) Close supervision is necessary when this appliance is used by, on, or near children, invalids, or disabled persons.
- 3) Do not carry this appliance by supply cord or use cord as a handle.
- 4) Do not use outdoors.
- 5) To disconnect, turn all controls to the off position, then remove plug from outlet.
- 6) Do not reach for a product that has fallen into water. Unplug immediately.
- 7) Do not place or store appliance where it can fall or be pulled into a tub or sink.
- 8) Do not place in or drop into water or other liquid.

General Warnings

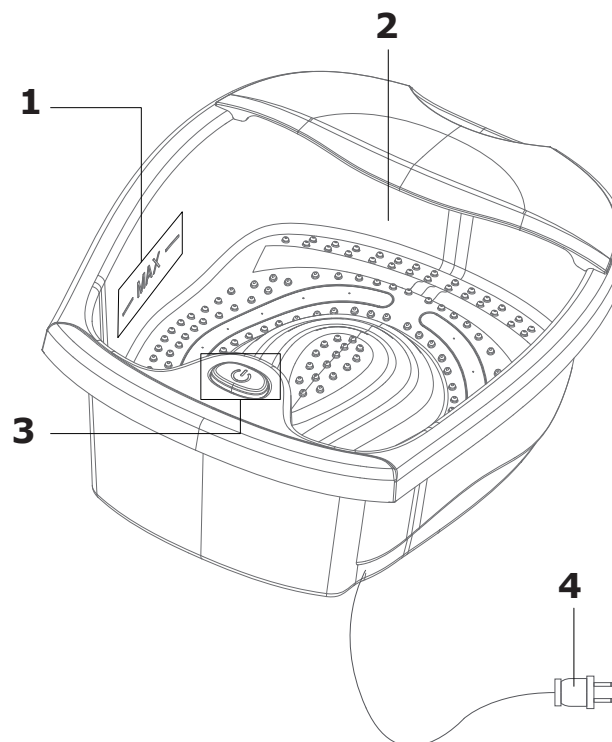
1. Consult your doctor before using this product.
2. Individuals with pacemakers should not use this item.
3. Never leave the product operating while unattended, especially if children are present.
4. Never use the device with skin eruptions or swollen or inflamed areas.
5. Do not operate after taking painkillers, sedatives, or alcohol. Consult your doctor if you are under these medications.
6. Never use with water hotter than 110 °F. It is highly recommended that you use room temperature water.
7. The product is designed as a non-professional device to soothe tired and aching muscles. It is not intended to be a substitute for medical attention. If your ailments and symptoms persist or worsen after use, contact your doctor immediately.

WARNING

Any individual who is pregnant, has a pacemaker, suffers from diabetes, phlebitis, and/or thrombosis, or is at an increased risk of developing blood clots due to recent surgery, should consult their physician before using a massaging/foot spa device designed for home use.

Location of Controls

1. Maximum Water Line
2. Foots Spa Tank
3. [ON/OFF] Button: ON/OFF
4. Power Cord



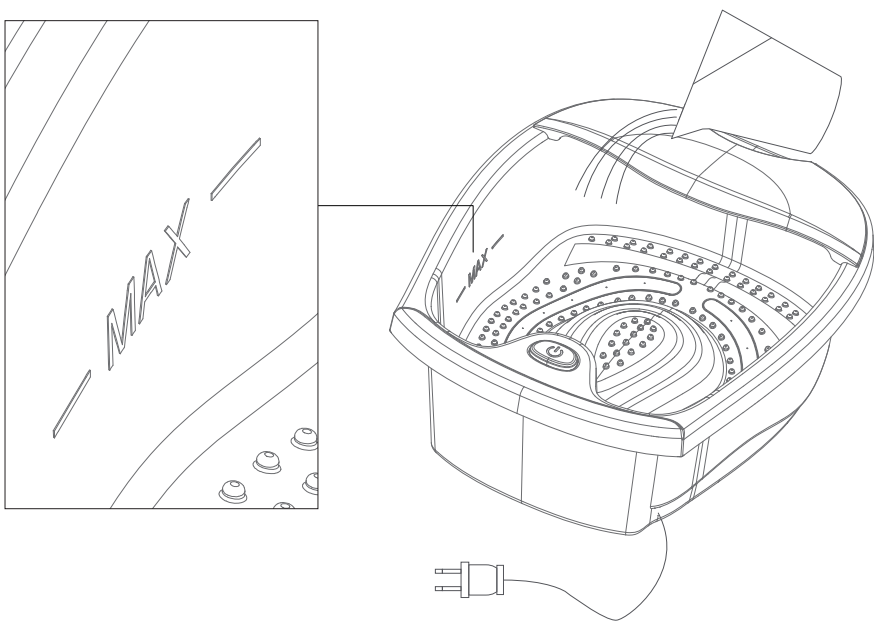
Setting Up the Foot Spa

In the Box

- Foot Spa
- User Manual(x1)

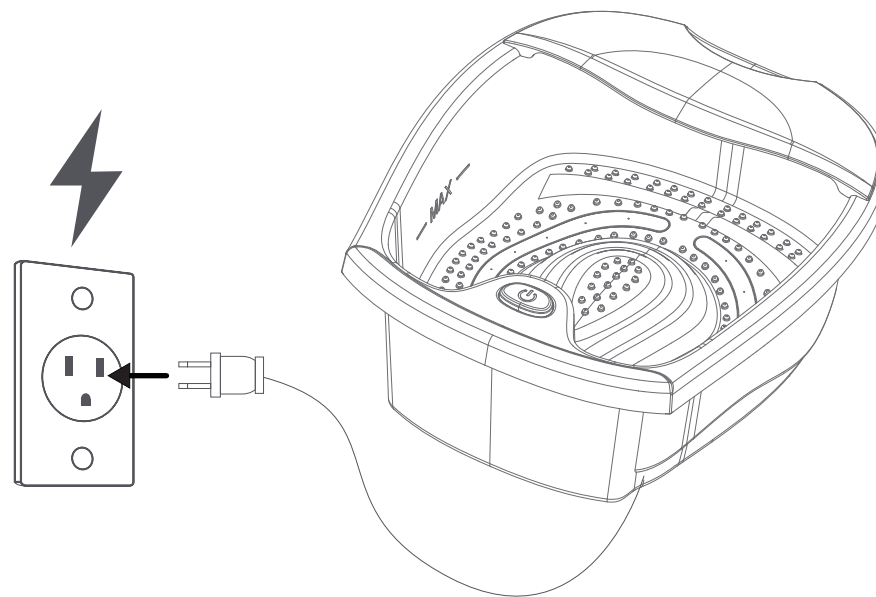
Setup

CAREFULLY fill the foot spa with room temperature water(**water must NOT be hotter than 110 °F**), by filling another container (such as a large cup or jar) and pouring the water into the foot spa tank until the water tank is full but NOT above the marked maximum water line:



⚠ DANGER ⚠

To avoid risk of shock, it is important to make sure that the area around the AC power cord and the wall socket in your home are NOT WET. If the plug is wet, you **MUST DRY IT OFF BEFORE PLUGGING IT INTO THE WALL SOCKET**. You are at GREAT risk of electric shock if the AC power cord is wet and plugged into a wall socket.



If necessary, CAREFULLY relocate the foot spa closer to a wall socket and plug the AC power cord into a working wall socket.

Using the Foot Spa

Please read through the **Setting Up the Foot Spa** section of this user guide before continuing.

Powering ON/OFF

. Press the [ON] button to power the foot spa ON. When powered on, the foot spa will begin its bubble function.

. Press the [ON] button again to power OFF.

Maintenance and Storage

Storing the Massager

The massager should be stored in a dry, cool location, away from sources of water or heat. It is best stored in a secure box or an airtight bag to keep it free of dust.

Cleaning the Massager

To clean the massager, unplug the foot spa.

Using a soft, slightly damp sponge, wipe down the tank as necessary, making sure that the plug on the AC power cord does not get wet. Avoid using concentrated soaps, such as dish soap, as it will be very difficult to clean from the tank once applied and may seep into the medicine box.

- . Do not allow any liquid or cleaning solution to directly touch the AC power cord or plug.
- . Do NOT immerse the foot spa in water.
- . Do NOT use any abrasive cleaners or chemicals on the foot spa.
- . Do NOT attempt to repair any damage to the foot spa.

Please contact with after-sales service for further assistance.

Legal Information



CAUTION

RISK OF ELECTRIC
SHOCK DO NOT OPEN

ATTENTION



CAUTION:
CONSULT OWNER'S MANUAL
BEFORE INSTALLATION



The lightning flash with arrowhead symbol, within an equilateral triangle is intended to alert the user to the presence of uninsulated 'dangerous voltage' within the products enclosure that may be of sufficient magnitude to constitute a risk of electric shock to the persons.



The exclamation point within an equilateral triangle is intended to alert the user to the presence of Important operating and maintenance (servicing) instructions in the literature accompanying the appliance.

This product is designed for use in moderate climates. Do not use or install this unit where it would be exposed to direct sunlight or in extremely hot temperatures, or near a radiator, stove or appliance that produces heat.

Do not take this unit into the bathroom, or near a swimming pool. Do not use it where it would expose to water, moisture, dripping or splashing. No objects filled with liquids, such as vases, should be placed on the product.

- . No naked flame sources, such as candles, should be placed on the product.
- . If water gets inside the unit. Unplug the power cord from the supply socket and consult your dealer.

- Do not handle the power cord with wet hands. To avoid electric shock, NEVER touch any internal parts. Repairs/Service should be left to a qualified service person.
- When connecting or disconnecting from the mains supply, hold the plug, not the cord. Pulling the cord may damage the appliance and could be very dangerous.
- Do not drop the unit, spill liquid into it or allow objects to fall in it.
- If the unit fails to operate, disconnect from the mains and consult a qualified service person.
- When plugged in, a very small current will flow. To save electricity and for safety when not using the unit for an extended period of time, it is recommended that the product is completely disconnected at the AC mains socket.
- Do not sharply bend, pull or twist the cord.
- Do not modify the power cord in any manner.
- Do not insert any metallic object into the unit.
- Unplug the power cord when there is the possibility of lightning.
- In case of malfunction due to electrostatic discharge just reset the product (reconnect of power source may be required) to resume normal operation).

We certify that the power supply is used as a device for disconnecting the power distribution network, which should stay easily accessible.

Ain/Moisture Warning

- Do not expose the unit to extreme temperatures (heat or cold), open flames, or humid conditions.
- Do not submerge in water.
- Do not open this product or attempt to repair the unit yourself should it not be working.

IMPORTANT SAFETY INSTRUCTIONS DO NOT DESTROY

When using electrical appliances, basic safety precautions should always be followed to reduce the risk of fire, electric shock, and/or injury to persons. Misuse or failure to follow these warnings and instructions may cause overheating, fire, personal injury and/or property damage:

1. Be sure to read carefully all instructions before using this heated product.
2. Do not use this heated product with an infant, child, incapacitated or immobile person, paraplegic, a diabetic, anyone who is too heat-sensitive, such as a person with poor blood circulation, or anyone who cannot clearly understand the instructions and/or operate the controls.
3. Do not tuck in, pinch, flex or expose the wired heating area of this heated product.
4. Do not route electrical cords between the mattress and box spring. Do not allow the cords to be pinched. Do not use with damaged cords. Damaged cords can lead to overheating or fire.
5. Do not use pins or other metallic means—they may damage the electric wiring.
6. Do not use if wet. If a spill occurs, turn heated product off, unplug and dry before re-using.
7. Be sure that this heated product is used only on an AC supply circuit of the proper voltage. Do not use with an extension cord. Do not use with generators, power converters or inverters.
8. Turn off or unplug this heated product when not in use.
9. Excessive heating may result from folding or bunching this heated product while in use.
10. Examine the heated product, cord before each use for signs of wear or damage. If improper operation, wear or damage is observed, discontinue its use immediately.
11. Do not use with rocking chairs, recliners, chairs with casters or wheels, or other furniture subject to movement.
12. Do not use this heated product on a waterbed bunk bed, mechanically adjustable bed or a child's crib/bed.
13. Do not use in conjunction with another electrically heated product.

16. All portions of this heated product should be visible at all times.

14. Allow the product to cool down before storing, do not place items on the top. Store it in the original packaging in a cool, dark, dry place.

15. Do not dry clean this heated product. Cleaning solvents may damage the insulation of the heating element, Improper laundering may cause problems with the heating wire, which can lead to fire.

16. Keep all dogs, cats and other pets away from this heated product. This is an electrical appliance that may cause danger to your pets.

17. Do not use this heated product with analgesic creams, liniments salve or ointment preparations. Skin burns could result.

18. Check with your healthcare provider before using with a pacemaker or any medical devices.

19. Not for hotel, motel, hospital or other institutional use.

SAVE THESE INSTRUCTIONS

NORTH AMERICAN MODELS WITH POLARIZED PLUGS:

POLARIZED PLUG

This appliance has a polarized plug (one blade is wider than the other). To reduce the risk of electric shock, this plug is intended to fit into a polarized outlet only one way. If the plug does not fit fully into the outlet, reverse the plug. If it still does not fit, contact a qualified electrician. Do not attempt to modify the plug in any way. If the plug fits loosely into the AC outlet or if the AC outlet feels warm, do not use that outlet.

