

**COSTWAY®**



**USER'S MANUAL**  
**Seesaw Play Set**  
**TY565012**

THIS INSTRUCTION BOOKLET CONTAINS **IMPORTANT** SAFETY INFORMATION. PLEASE READ AND KEEP FOR FUTURE REFERENCE.

**Please give us a chance to make it right and do better!**

Contact our friendly customer service department for help first.

Replacements for missing or damaged parts will be shipped ASAP!

**Follow Costway**

Visit us: [www.costway.com](http://www.costway.com)



# Contact Us!

## Do NOT return this item.

Contact our friendly customer service department for help first.



### E-mail

US: cs.us@costway.com

UK: cs.uk@costway.com

# Before You Start

Please read all instructions carefully and keep it for future reference.

### Warnings:

Attention: For home use only.

Attention: The Product is not suitable for the children under 3 years

Danger: Keep all small parts and packaging materials for this product away from babies and children, otherwise they may pose a choking hazard.

Danger: Lack of attachment may cause a risk of tipping or fall hazards.

### General Warnings:

- ⚠ The product must be installed and used under the supervision of an adult.
- ⚠ Read through each step carefully and follow the proper order.
- ⚠ Remove all packaging, separate and count all parts and hardware.
- ⚠ Please ensure that all parts are correctly installed, incorrect installation can lead to a danger.
- ⚠ We recommend that, where possible, all items are assembled near to the area in which they will be placed in use, to avoid moving the product unnecessarily once assembled.
- ⚠ Ensure a secure surface during construction, and place the product always on a flat, steady and stable surface.
- ⚠ Please check and maintain regularly, the most important parts for suspension, fixing, anchoring to the ground.













## Important Point

1. Only for domestic use.
2. Not for children under 3 years old.
3. Maximum load should not exceed 2\*25kg (2\*55lbs).
4. Adult assembly required. Keep away from children until assembled.
5. Check all nuts and bolts for tightness and tighten when required.
6. Check all coverings for bolts and sharp edges and replace when required.
7. Move slowly and steadily to avoid falls and collisions.
8. Replace defective parts in accordance with the manufacturer's instructions.
9. Retain information for future use.

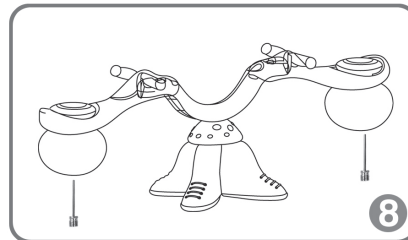
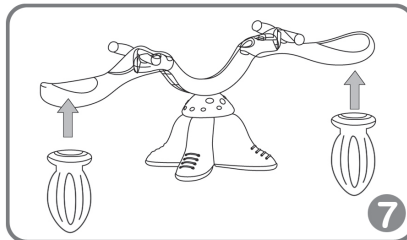
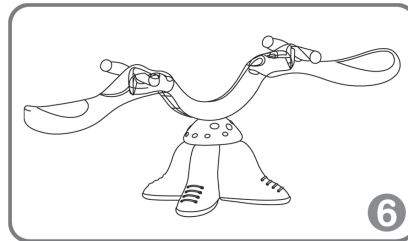
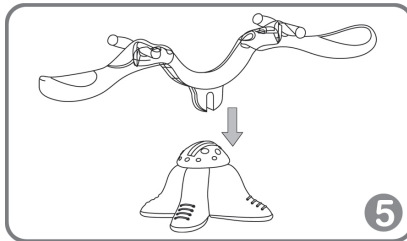

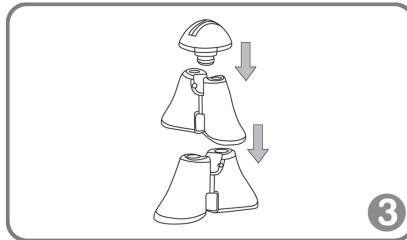
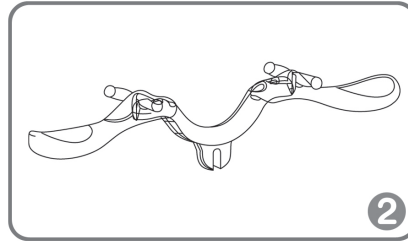
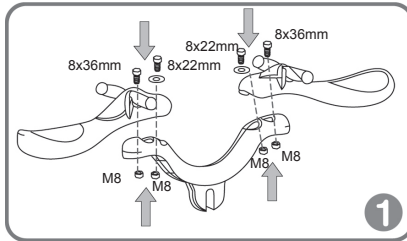


MADE IN CHINA

## Package Contents

 X1	 X1	 X2	 M8 X4
 X1	 X1	 X1	 8*22mm X2
 X1	 X1		 8*36mm X2
			 X2

## Installation method



Welcome to visit our website and purchase our quality products!

With your inspiring rating, COSTWAY will be more consistent to offer you  
EASY SHOPPING EXPERIENCE, GOOD PRODUCTS and EFFICIENT SERVICE!

US office: Fontana, California

UK office: Ipswich



- \* Reward Points
- \* Exclusive Customer Service
- \* Personalized Recommendations
- \* Permanent Shopping Cart
- \* Order History

# 5 Star Rating



We would like to extend our heartfelt thanks to  
all of our customers for taking time to assemble  
this product and giving us valuable feedbacks.

THANK  
you