



Please give us a chance to make it right and do better !

Contact our friendly customer service department for help first.

Replacements for missing or damaged parts will be shipped ASAP !



Contact Us!

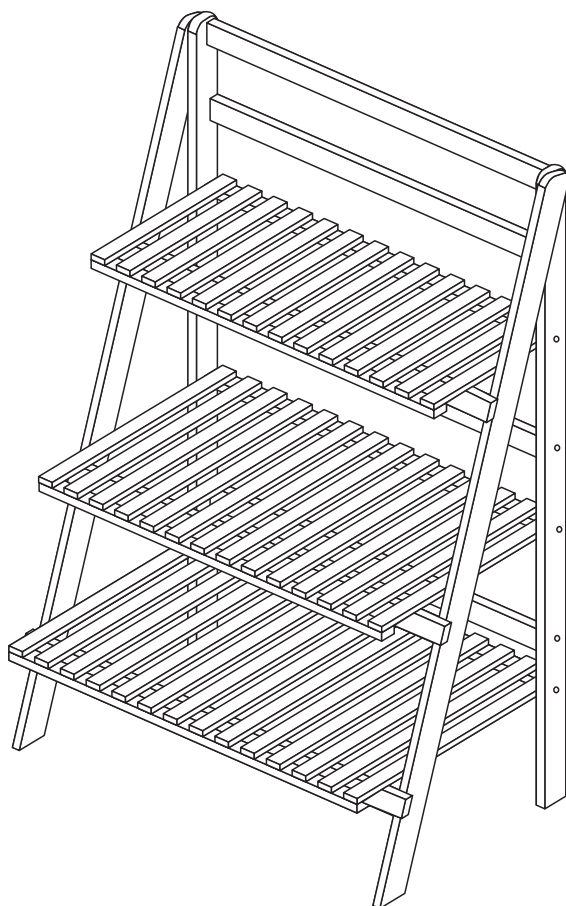
Do NOT return this item.

Contact our friendly customer service department for help first.



US:cs.us@costway.com

UK:cs.uk@costway.com










USER'S MANUAL

3-Tier Plant Stand HZ10037NA

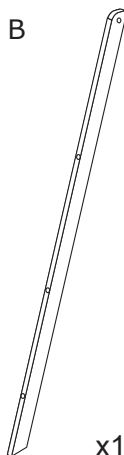


Before You Start

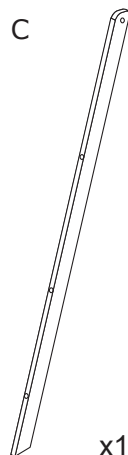
-  Please read all instructions carefully.
-  Retain instructions for future reference.
-  Separate and count all parts and hardware.
-  Read through each step carefully and follow the proper order.
-  We recommend that, where possible, all items are assembled near to the area in which they will be placed in use, to avoid moving the product unnecessarily once assembled.
-  Always place the product on a flat, steady and stable surface.
-  Keep all small parts and packaging materials for this product away from babies and children as they potentially pose a serious choking hazard.



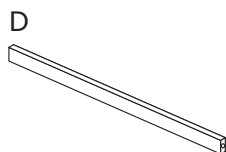
x2



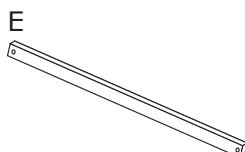
x1



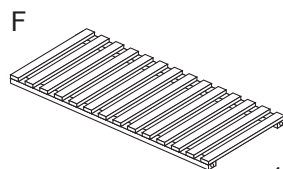
x1



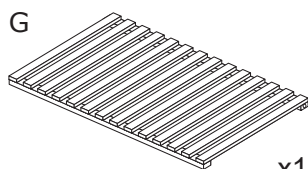
x4



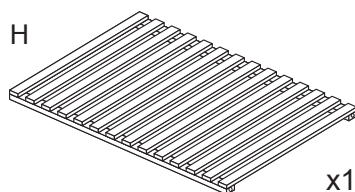
x4



x1

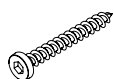


x1



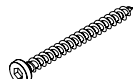
x1

0.9 x 3cm



a x12

0.9 x 5cm

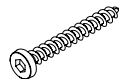


b x2



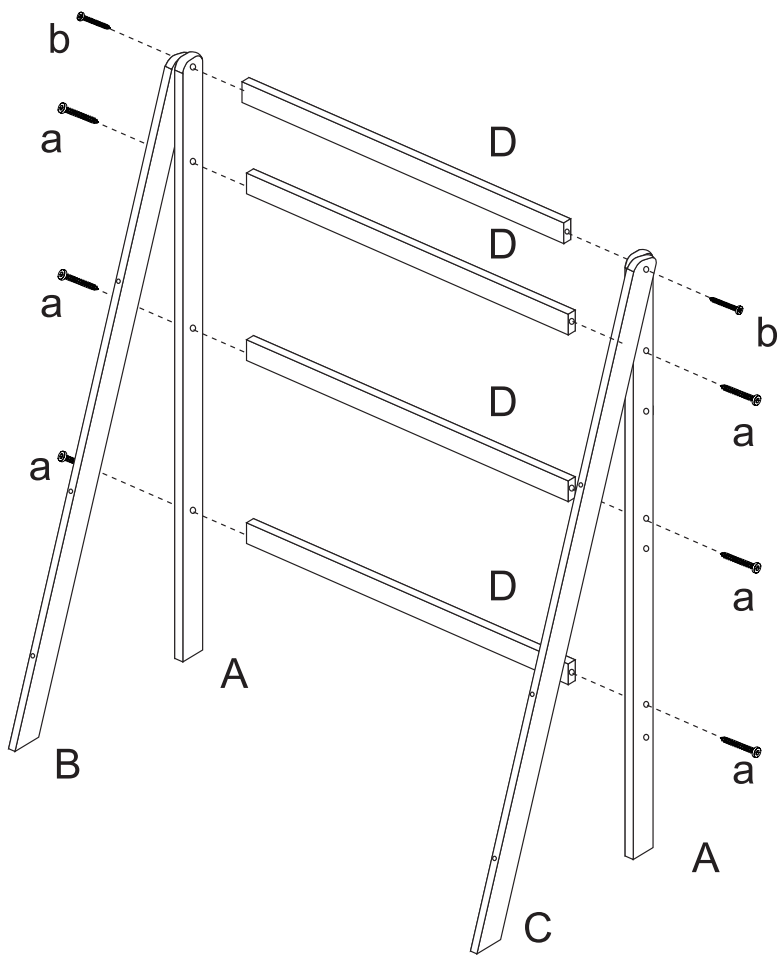
c x1



0.9 x 2.5cm



d x6

1



Screw		Screw	
a		b	

2

