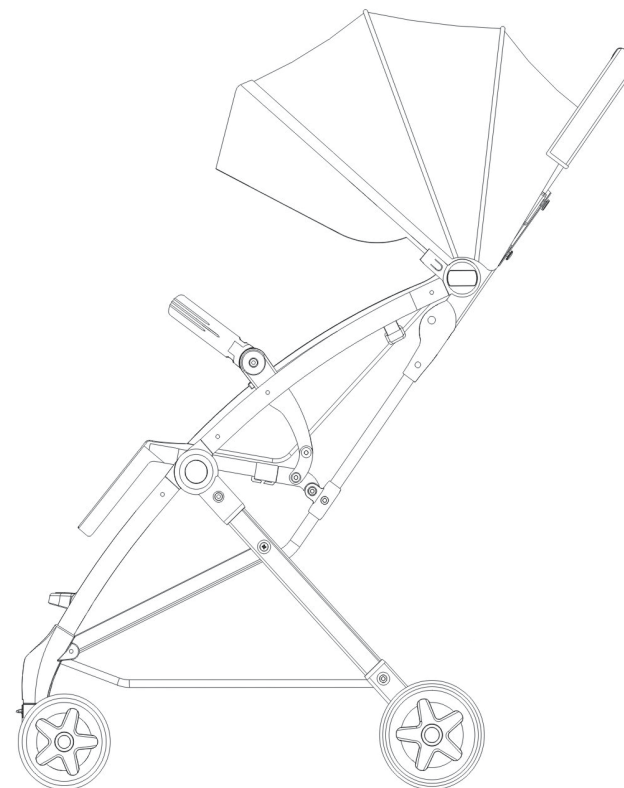




COSTWAY®



USER'S MANUAL

Baby Stroller BB5624

THIS INSTRUCTION BOOKLET CONTAINS **IMPORTANT** SAFETY INFORMATION. PLEASE READ AND KEEP FOR FUTURE REFERENCE.

Please give us a chance to make it right and do better!

Contact our friendly customer service department for help first.

Replacements for missing or damaged parts will be shipped ASAP!

Follow Costway

Visit us: www.costway.com



Contact Us!

Do NOT return this item.

Contact our friendly customer service department for help first.



Before You Start

Please read all instructions carefully and keep it for future reference.

General Warnings:

- ⚠ **Danger!** Keep all small parts and packaging materials for this product away from babies and children, otherwise they may pose a choking hazard.
- ⚠ The product must be installed and used under the supervision of an adult.
- ⚠ Read through each step carefully and follow the proper order.
- ⚠ Remove all Packaging, separate and count all parts and hardware before Installation.
- ⚠ Please ensure that all parts are correctly installed, incorrect Installation can lead to a Danger.
- ⚠ We recommend that, where possible, all items are assembled near to the area in which they will be placed in use, to avoid moving the product unnecessarily once assembled.
- ⚠ Ensure a secure surface during construction, and place the product always on a flat, steady and stable surface.

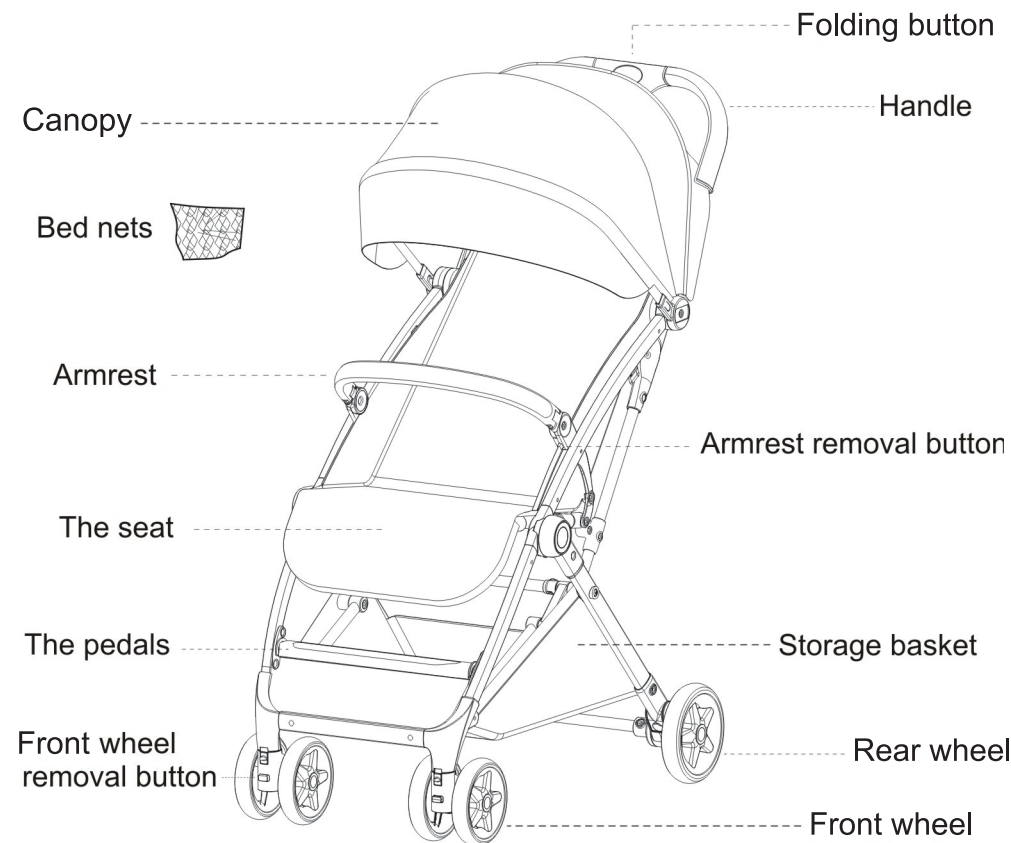
IMPORTANT - KEEP THESE INSTRUCTIONS FOR FUTURE REFERENCE.

WARNING! Your child will be maximally protected if you follow the warnings and recommendations from the instructions! Pay attention to the warnings provided in order to avoid the risk of injury or impairment of the child! You are responsible for the safety of the child, and you must follow and do comply with these warnings and recommendations! Make sure that anyone who uses the stroller is familiar with the instruction and follows it. Do not use parts or accessories, which are not approved by the manufacturer or the distributor, because this may put your child at risk and lead to voiding the warranty of the stroller.

⚠ WARNING!

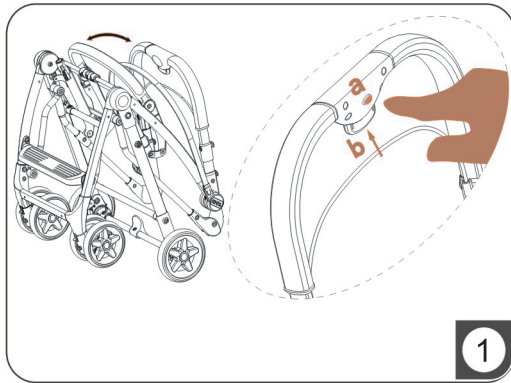
01. Please, read carefully these instructions before use of the product in order to ensure the correct use of the stroller and keep it for future reference.
02. WARNING! NEVER LEAVE THE CHILD UNATTENDED, WHILE IT IS IN THE STROLLER.
03. WARNING! Ensure that all locking devices are engaged before use.
04. WARNING! To avoid injury ensure that the child is kept away while folding or unfolding of this product.
05. WARNING! Do not let the child play with this product.
06. WARNING! As soon as the child is able to sit up by itself, always use a safety belt.
07. The most inclined position is recommended for newborn babies.
08. The parking device (braking system) must be engaged when placing and removing the children.
09. Any load attached to the handle and/or on the back of the backrest and/or on the sides of the vehicle will affect the stability of the vehicle.
10. Do not overload the luggage basket. Otherwise it may overturn and the child in it may get injured.
11. Accessories which are not approved by the manufacturer must not be used.
12. The stroller must be used for one child only. Do not allow two or more children to ride in it.
13. The maximum weight capacity of the luggage basket is 3 kg (6.6 lbs.) Do not overload the luggage basket and do not use it to transport children in it. If you do not follow these instructions the warranty of the stroller shall be voided.
14. WARNING: Always use the restraint system.

15. **WARNING:** Before placing the child in the stroller, make sure that it is completely unfolded and all locking mechanisms are engaged in order to avoid injury of the child in case of a sudden folding
16. Before use, check whether the stroller is properly unfolded and whether all parts are in good working order and are fixed properly in the chosen position. Stop using it if there are worn or loose connections, damaged or missing parts.
17. **WARNING!** This product is not suitable for running or skating.
18. Never place a pillow or a mattress wider than 25 mm in the stroller.
19. Always attach the crotch belt to the waist belt for maximum protection and safety, when your child starts to rise by itself on hands and knees!
20. Use the function of the backrest for sitting position of the child after it reaches 6 months of age.
21. Do not fold the stroller and do not adjust the positions of the backrest while the child is in it!
22. **ALWAYS** engage the brake/parking device, while you do not hold the stroller or leave it even for a little while.
23. When the pram body is installed on the stroller, please do not disengage the folding mechanism.
24. Do not use the stroller on stairs or the pavement. This may affect the strength of the construction and the assembly.
25. Only spare parts which are supplied or recommended by the manufacturer/distributor shall be used.
26. The assembly, folding and unfolding of the stroller must be performed by an adult only.
27. The bumper bar should always be attached to the frame of the stroller while the child is in the stroller! Do not lift the stroller by its board, it is dangerous for the child!
28. Do not allow the child to stand up in the stroller, climb from it!
29. Do not allow children to play with the stroller! It is dangerous for children or animals to play or run close to the stroller or under it!
30. Do not use the stroller on stairs or escalators, because you may lose control of the product, the child might fall and get hurt! You should pay extra attention while ascending or descending the pavement or a step
31. **WARNING! KEEP FROM FIRE.** Do not use the product close to direct sources of heat, heating devices, cookers or open fire.
32. Avoid using the product close to water bodies (pools, etc.)!
33. Do not use on uneven terrains, gravel surfaces or grassy areas (on meadows or lawns), muddy areas
34. After unpacking of the product, remove all packing materials. They are not a toy, do not allow your children to play with them
35. **WARNING** This seat unit is not suitable for children under 6 months
36. Information concerning the weight, age and/or ability of the child for which the vehicle is suitable (up to 33 lbs.)
37. Important - Keep these instructions for future reference.

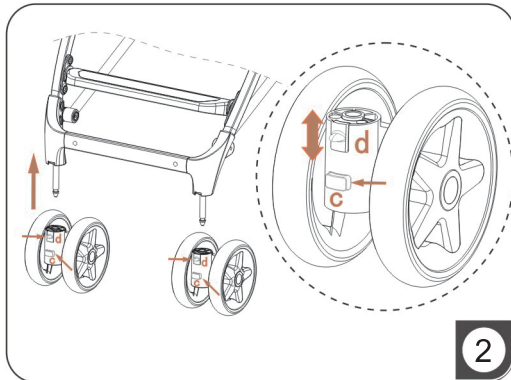


Detachable component

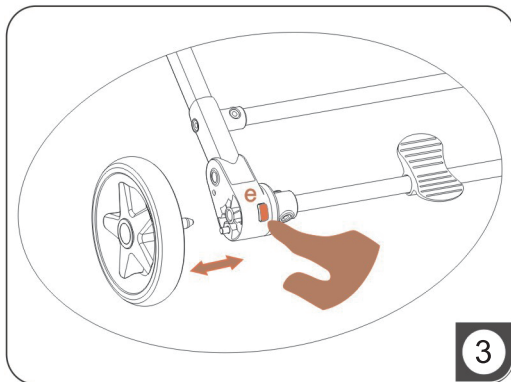
Wheel	Armrest	The seat
Canopy	Wrist Strap	Storage basket



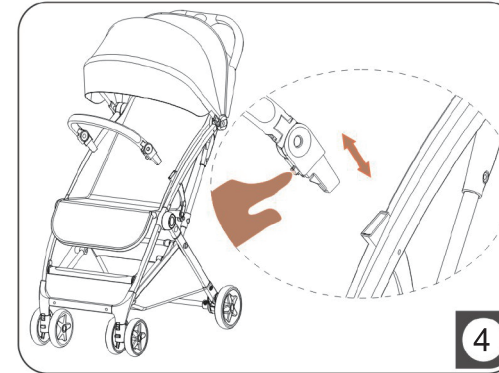
1 Press the safety button "a" as shown in the figure, then pinch the "b" of the pick-up button, then press down the push handle to make it fold. Expansion is the reverse process of folding up.



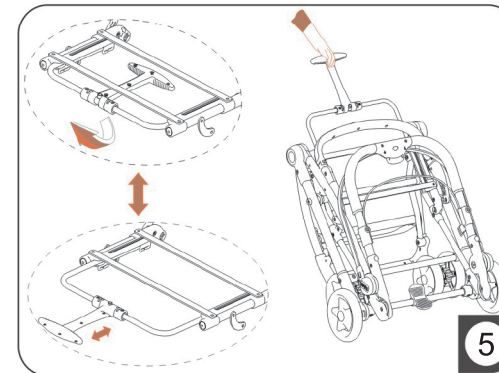
2 The front wheel can be removed by pressing the front wheel quick disassembly button "c" as shown in the figure. When installing the front wheel, it is only necessary to insert the front wheel in the graphic direction. The front wheel orientation can be achieved by pulling up and down the orientation button "d".



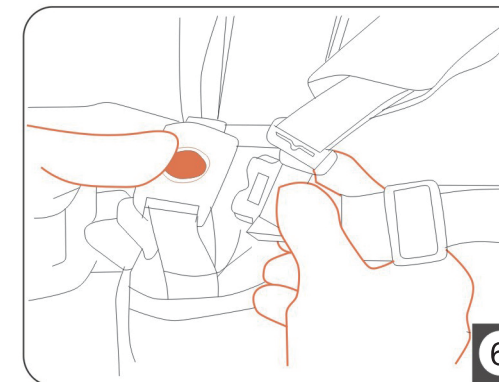
3 The rear wheel can be disassembled by pressing the quick disassembly button "e" as shown in the figure. When installing the rear wheel, it is only necessary to insert the rear wheel in the direction shown in the figure.



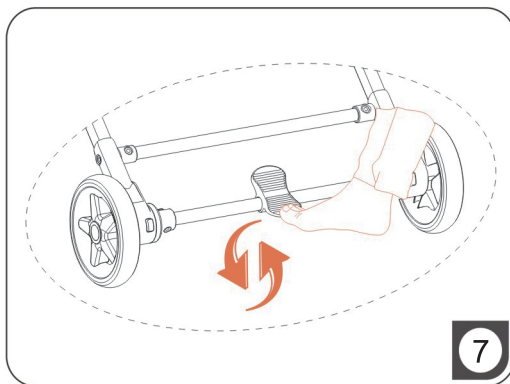
4 Press the small button on the armrest plug as shown, then lift it up to remove the armrest. Insert the armrest plug into the armrest socket of the frame when installing.



5 As shown in the figure, user can adjust the length of the bracket under the cloth cover according to the baby's needs. After the stroller is folded, the handle can be pulled out as a trailer.



6 Firstly, insert the safety shoulder belt into the belt socket, and then insert the belt socket into the seat belt center lock.



- 7 Press the brake pedal forwards to lock the wheel, press it backward to unlock the wheel.

Points for attention

- 1.Regularly check the locking devices, brakes, safety belts and buckles, connectors and fixing mechanisms in order to be sure that they are in good working order and are not worn or damaged.
2. If you find loose, broken and damaged parts, they should be repaired by an authorized service or replaced with original parts. Otherwise the warranty of the stroller will be voided.
3. Do not make modifications on the construction and do not replace the work parts with ones that are not suitable and are not original. This may lead to incorrect functioning of the stroller and to injury of your child. And also to annulment of your warranty of the stroller.
4. In order to clean the cover, the dirty plastic and metal parts of the product, use soft cotton cloth or sponge, dampened with water.
5. Never clean with agents containing abrasive particles, ammonia, bleach or alcohol. DO NOT wash in the laundry the removable parts and accessories – canopy, etc. , because this may lead to their damage. Otherwise the warranty will be annulled.
6. Always leave the stroller to dry completely after cleaning and afterwards use it or store it.
7. Store the stroller indoors. The effects of the environment – sea air, roads sprinkled with salt, acid rains, etc., as well as the storage outdoors lead to the emergence of corrosion.
8. Do not store the stroller in a humid environment. In case you have used the stroller in a humid environment, you should unfold it, wipe it with a dry cloth and let it dry completely naturally. It is possible for mold to appear, if you store it while wet.
9. Too much sunlight will affect the aging of the stroller parts and the fabric.
10. Do NOT place other objects inside the stroller – luggage , bags with goods, handbags etc.when you use it or store it, because this could damage the stroller and may lead to harming your child inside of it.
- 11.**WARNING!**Never leave child unattended.Avoid serious injury from falling or sliding out. Always use seat belt .
- 12.Child may slip into leg openings and strangle.
- 13.Never use in reclined carriage position(s) unless for newborns.

Not following this instruction will lead to guarantee void.

Welcome to visit our website and purchase our quality products!

With your inspiring rating, COSTWAY will be more consistent to offer you
EASY SHOPPING EXPERIENCE, GOOD PRODUCTS and EFFICIENT SERVICE!

US office: Fontana, California

UK office: Ipswich



- * Reward Points
- * Exclusive Customer Service
- * Personalized Recommendations
- * Permanent Shopping Cart
- * Order History

5 Star Rating



We would like to extend our heartfelt thanks to
all of our customers for taking time to assemble
this product and giving us valuable feedbacks.

