



COSTWAY®

COSTWAY
www.costway.com



USER'S MANUAL
PEDAL GO-KART
TY327039BK

THIS INSTRUCTION BOOKLET CONTAINS **IMPORTANT** SAFETY INFORMATION. PLEASE READ AND KEEP FOR FUTURE REFERENCE.

Please give us a chance to make it right and do better!

Contact our friendly customer service department for help first.

Replacements for missing or damaged parts will be shipped ASAP!

Follow Costway

Visit us: www.costway.com



Contact Us!

Do NOT return this item.

Contact our friendly customer service department for help first.



Before You Start

- ⦿ Please read all instructions carefully.
- ⦿ Retain instructions for future reference.
- ⦿ Seperate and count all parts and hardware.
- ⦿ Read through each step carefully and follow the proper order.
- ⦿ We recommend that, where possible, all items are assembled near to the area in which they will be placed in use, to avoid moving the product unnecessarily once assembled.
- ⦿ Always place the product on a flat, steady and stable surface.
- ⦿ Caution: Read the warnings carefully. Avoid kids get touch of small parts or plastic bag.

WARNINGS:

Not suitable for children under 3 years of age
Maximum capacity of 66LBS
Adult supervision required at all times
Children should be instructed on how to apply brakes before use
This product should not be operated on public roads, highways or bicycle paths
Read 'Safe operation' section before use
Always inspect and maintain product prior to use
The toy should be used with caution since skill is required to avoid falls or collisions causing injury to the user or third parties.


SAFE OPERATION:

This product must be assembled by an adult and checked by an adult before use
Ensure nuts and bolts remain securely fastened before use
Lubricate the chain often
Perform a brake test before use
Do not store in direct sunlight

Material of products:

A、 (PP) B、 (IRON) C.(PVC)

Parts List (included):



1. One frame



2. One steering wheel




3. One seat



4. Rear Spoiler



5. One steering support



6. One Face mask



7. One steering shaft with
1pcs dia 16mm steel washer
3pcs rubber washer
2pcs steel square washer
1pcs spring washer
M8 nut



8. Steering wheel cover



9. Bag of nuts and bolts for essential use

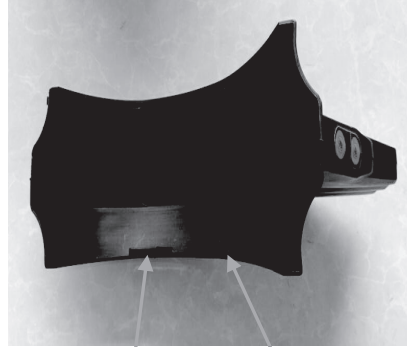

4pcs xM5*40mm bolts
4pcs xM5*45mm bolts
2pcs xM5*30mm bolts
4pcs x dia 5*14mm washers
6pcs x dia 5*12mm washers
10pcs x M5 nuts
The extra for standby use:
1pcs x dia 5*14mm washers
1pcs x dia 5*12mm washers
1pc nut



10. Manual

Assembly Instructions:


1. Fix the Rear Spoiler on the frame





2. Fix the seat to the frame of the go-kart using M5*40mm bolts, ensure to use washers again where appropriate.




3. Fix the steering support to the frame of the go-kart. Fix with M5*45mm bolts and ensure to use washers where appropriate.




4. Fix the Face mask to the frame of the go-kart. Fix with M5*30mm bolts and ensure to use washers where appropriate.



5. Insert the steering shaft through the turning pole.



6. Place the steering wheel in place and insert the steering shaft through it and fix with plastic gasket, square washers, steering wheel, square washer Spring gasket and nut M8



7. Place the steering wheel cover in the centre of the steering wheel.



Welcome to visit our website and purchase our quality products!

Your suggestions and comments for COSTWAY are really important to us!

We sincerely solicit you to go back to our shop and leave a good rating in just a simple click. It would be quite encouraging if you could kindly do so like below:

★★★★★ Great products so far

February 24, 2019

Great products so far. Fast delivery, easy setup, and working without any issues.

With your inspiring rating, COSTWAY will be more consistent to offer you
EASY SHOPPING EXPERIENCE, GOOD PRODUCTS and EFFICIENT SERVICE!

US office: Fontana, California

UK office: Ipswich



- * Reward Points
- * Exclusive Customer Service
- * Personalized Recommendations
- * Permanent Shopping Cart
- * Order History

5 Star Rating



We would like to extend our heartfelt thanks to
all of our customers for taking time to assemble
this product and giving us valuable feedbacks.

