

EN

With your inspiring rating, COSTWAY will be more consistent to offer you EASY SHOPPING EXPERIENCE, GOOD PRODUCTS and EFFICIENT SERVICE!

DE

Mit Ihrer inspirierenden Bewertung wird COSTWAY konsistenter sein, um Ihnen EIN SCHÖNES EINKAUFSERLEBNIS, GUTE PRODUKTE und EFFIZIENTEN SERVICE zu bieten!

FR

Avec votre évaluation inspirante, COSTWAY continuera à fournir une EXPÉRIENCE D'ACHAT PRATIQUE, des PRODUITS DE QUALITÉ et un SERVICE EFFICACE !

ES

Con su calificación inspiradora, COSTWAY será más consistente para ofrecerle EXPERIENCIA DE COMPRA FÁCIL, BUENOS PRODUCTOS y SERVICIO EFICIENTE.

IT

Con la tua valutazione incoraggiante, COSTWAY sarà più coerente per offrirti ESPERIENZA DI ACQUISTO FACILE, BUONI PRODOTTI e SERVIZIO EFFICIENTE!

PL

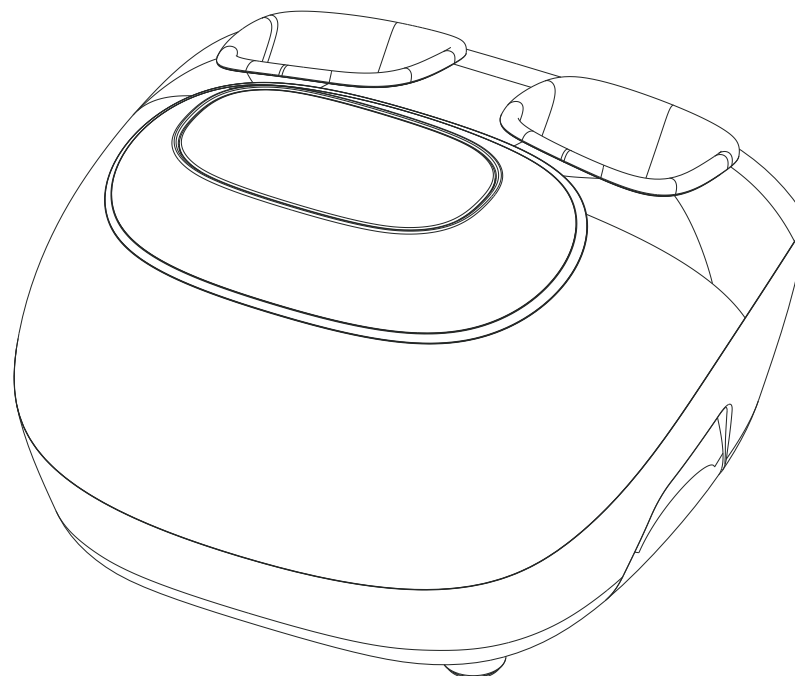
Dzięki twojej opinii COSTWAY będzie mógł oferować jeszcze WYGODNIEJSZE ZAKUPY, LEPSZE PRODUKTY i SPRAWNIEJSZĄ OBSŁUGĘ KLIENTA.

US office: Fontana **UK** office: Ipswich

DE office: FDS GmbH, Neuer Höltingbaum 36, 22143 Hamburg, Deutschland

FR office : 26 RUE DU VERTUQUET, 59960 NEUVILLE EN FERRAIN, FRANCE

CA office : Unité 1, 45 Rue de Quarterman, Guelph, Ontario, Canada



USER'S MANUAL

Foot Massager Machine JS10014US

Important Safety Warning ▼

1. Safety Warning

- This device is not intended for use by persons (including children) with physical disabilities, sensory or neurological impairments, or lack of experience and common sense unless they receive supervision and guidance on how to use the device from those responsible for their safety.
- Children must be supervised to make sure they do not play with instruments.
- Please use the appliance according to the instruction in this manual.
- Please use the power supply that matches this appliance and do not use the appliance with damaged housing or power line.
- If the power cord is damaged, it must be replaced to avoid danger.
- It is forbidden to plug sundry into the gap between the massage head and the shell.
- Do not pour liquid on the product, in order to avoid short circuit caused by accidents.
- Please unplug the power plug after use or before cleaning to avoid damage to the equipment or personal injury.
- Do not use wet hands to remove or insert the power plug.
- Do not pull the power cord when inserting and unplugging the power plug.
- Do not use force. Do not damage the wires or tamper with the circuit of the appliance.
- In case of power outage, leave the appliance to avoid injury when power is suddenly restored.
- Do not use accessories that are not recommended.
- Do not use this appliance outdoors.
- Do not use too much force when using this appliance to avoid injury.
- Do not use this product within one hour after meals.
- If you find any abnormality in the appliance, please stop using it immediately.
- If you feel abnormal when using this device, please stop using it immediately and consult a doctor.
- It is forbidden to stand on the machine and use it under heavy pressure.

2. Operational Environment

- Do not use this appliance in a highly humid environment such as the bathroom.
- Do not use this appliance immediately when the ambient temperature changes sharply.
- Do not use this appliance in an environment with severe floating dust or corrosive gases.

3. Those Not Allowed to Use

- It is not suitable for pregnant or menstruating women to use this appliance. Skin infections. Patients with osteoporosis. People with heart problems and who wear electronic medical devices such as pacemakers. High fever.

- Body trauma or skin disease.
- Children under 14 years of age and those who are unconscious when unsupervised are not allowed to use this product.
- Those who need rest or feel unwell.
- Do not use this appliance when the body is wet.
- Massage equipment has heating function. People who are not sensitive to heat must pay attention when using it.
- Do not use this device when drunk or feeling unwell.
- If you have performed an operation recently, please follow the doctor's instructions.

4. Basic Precautions

When using an electrical appliance, basic precautions should always be followed, including the following:

Read all instructions before using (this appliance).

DANGER – To reduce the risk of electric shock:

- 1) Always unplug this appliance from the electrical outlet immediately after using and before cleaning.
- 2) Do not reach for an appliance that has fallen into water. Unplug immediately.
- 3) Do not use while bathing or in a shower.
- 4) Do not place or store appliance where it can fall or be pulled into a tub or sink. Do not place in or drop into water or other liquid.
- 5) Never use pins or other metallic fasteners with this appliance.
- 6) Carefully examine the covering before each use. Discard the appliance if the covering shows any sign of deterioration, such as checking, blistering, or cracking.
- 7) Keep Dry – Do not operate in a wet or moist condition.

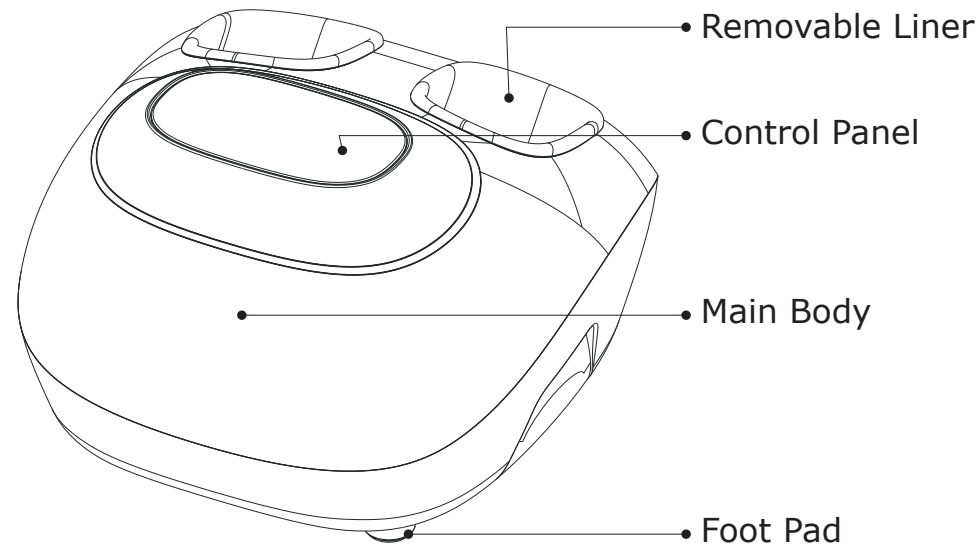
5. Important Warnings

WARNING – To reduce the risk of burns, fire, electric shock, or injury to persons:

- 1) An appliance should never be left unattended when plugged in. Unplug from outlet when not in use, and before putting on or taking off parts.
- 2) Do not operate under blanket or pillow. Excessive heating can occur and cause fire, electric shock, or injury to persons.
- 3) Close supervision is necessary when this appliance is used by, on, or near children, invalids, or disabled persons.

- 4) Use this appliance only for its intended use as described in this manual. Do not use attachments not recommended by the manufacturer.
- 5) Never operate this appliance if it has a damaged cord or plug, if it is not working properly, if it has been dropped or damaged, or dropped into water. Return the appliance to a service center for examination and repair.
- 6) Do not carry this appliance by supply cord or use cord as a handle.
- 7) Keep the cord away from heated surfaces.
- 8) Never operate the appliance with the air openings blocked. Keep the air openings free of lint, hair, and the like.
- 9) Never drop or insert any object into any opening.
- 10) Do not use outdoors.
- 11) Do not operate where aerosol (spray) products are being used or where oxygen is being administered.
- 12) To disconnect, turn all controls to the off position, then remove plug from outlet.
- 13) Never operate on a soft surface such as a bed or couch where the air openings may be blocked.
- 14) Use heated surfaces carefully. May cause serious burns. Do not use over insensitive skin areas or in the presence of poor circulation. The unattended use of heat by children or incapacitated persons may be dangerous.
- 15) Temperatures sufficiently high to cause burns may occur regardless of the control setting. Do not use on an infant or invalid or on a sleeping or unconscious person. Do not use on insensitive skin or on a person with poor blood circulation. Check the skin in contact with the heated area of the appliance frequently to reduce the risk of blistering.
- 16) Do Not Crush – Avoid sharp folds.
- 17) Do not use massager in close proximity to loose clothing or jewelry.
- 18) Keep long hair away from massager while in use.

Parts ▼



● Product Dimensions: 17" x 16" x 11" (L x W x H)

Functions ▼

- Brand-new stylish design, touch-press key, novel & fashionable outlook.
- Scrapping massage function: The sole roller can scrape and massage the arch and inner foot, stimulate the reflex area of the foot, and improve the blood circulation and vitality of the foot.
- Tuina health care function: The sole roller can knead and massage the soles of the feet to relieve the stiffness, paralysis or strain of the feet.
- Hot compress function: Using titanium nano heating sheet as the heat source to relieve foot muscle fatigue or foot soreness.
- Full foot relaxation: Wide range of massage, from toe to ankle, from instep to sole.
- Safety: If there is a sudden power failure during use, it will automatically deflate.
- Each massage mode is automatically timed for 15 minutes.
- The kneading cloth cover has a removable and washable foot cover with a zipper, which can be removed for washing to keep it clean and hygienic.

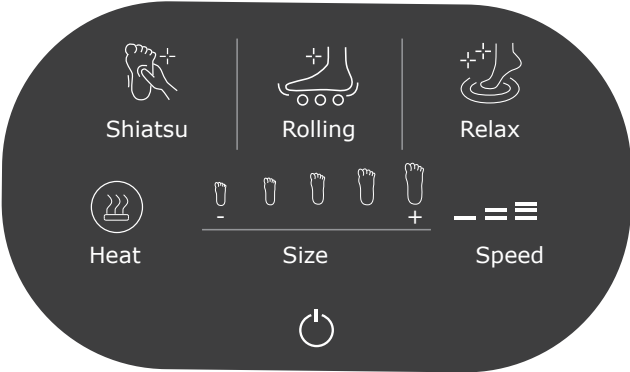
Method of Usage ▼

1. Start the massage

Insert the power plug into the power socket, enter the standby state, and press the power button to massage.

After 15 minutes of massage work, all functions are automatically turned off. The switch key indicator flashes, and it enters the standby mode.

Pull out the power plug. The massager will be turned off and reset, and the power indicator will go out after the reset is completed.



Power Key:

Press the power key, the massager defaults to tuina health care mode. The intensity is weak, the foot size defaults to the minimum range, the timer is 15 minutes, and enters to a 15-minute countdown; When time is up or you press the power key again, the massager will be reset. When finished, the power indicator goes off.

Tuina Health Care, Mobile Scraping, And Full Foot Relaxation Mode Keys

In the power-on state, press the tuina health care, mobile scraping, and full foot relaxation mode keys to enter the corresponding automatic mode, and corresponding indicator light is on.

Intensity Key

In the power-on state, press the intensity key, and the massage intensity will be switched among the weak, medium, and strong gears in turn, and the corresponding indicator will light up.

Hot Compress Key

In the power-on state, press the hot compress key to switch the hot compress function, and the hot compress indicator will turn on and off accordingly.

Foot Size Key

In the power-on state, the foot size key is valid; the massage foot size is switched between 5-12 ft, and the corresponding indicator light is on. (Each time you switch the foot size, the foot size will be adjusted, and the massage mode will restart to work)



Warning

1. When not using the machine often, please turn off the power and unplug the power plug.
2. During the massage process and after the massage, do not stand directly on the machine to avoid falling or product damage.

2. Troubleshooting

·The troubleshooting part summarizes the most common problems encountered when using the product. If you cannot solve the problem by using the following information, please contact our customer service.

·If you encounter problems not mentioned in the list, you should first try the following steps:

1. Power off the product and unplug the power plug.
2. Keep the product off for 60 minutes.
3. Reinsert the plug into the power socket and turn on the power.

■ Common Problems & Solutions

Problems	Possible Causes	Solutions
The massager is not working	The power plug is not inserted.	Check whether the voltage shown in the product is consistent with the local voltage, and insert the power plug into the power socket.
	The product has just finished a 15-minute massage and automatically switches to standby mode.	If you want to massage again, please turn on the power to start the massage.
	Use the product continuously for more than 60 minutes, and cause overheat protection to cut off the power supply.	Unplug the product and cool it for 60 minutes before re-using it.
	Excessive load placed on the product (e.g. heavy weight placed on top of the product).	Unplug the power supply, remove the heavy objects, and do not stand on the machine. Please reinsert the power supply and turn on the power.
The massager is overheating	Hot compress function is working.	Turn off the hot compress function.
	Continuously let this product perform a 60-minute massage.	Unplug the product and let it cool for 60 minutes. Unplug the product after each use.

Noise coming from the product	Caused by mechanical movement of the product.	The sound is normal and does not mean that the product function is faulty.
	Caused by the built-in air pump.	This sound is normal. The built-in air pump and air bag will make some noise when inflating and deflating.

Massage Intensity	The size is too tight or too loose during massage.	Please adjust a suitable size according to your needs.
	Foot massage intensity is too strong during massage.	Please adjust to weaker massage intensity according to your needs.

3. Maintenance

■ Cleaning

Do not use steel wool, abrasive cleaners or corrosive liquids (such as gasoline or acetone) to clean the product, and do not immerse the product in water.

1. Unplug the product from the power socket.
2. Clean the control panel and power cord with a dry cloth.
3. Do not use cleaning agents.

■ Storage

1. Unplug the plug from the power socket.
2. Store this product in a cool and dry place away from sunlight.
3. Do not put heavy objects on the top of the product.

■ Replacement

If the case is damaged, please stop using this product.

If you need detailed information about the product or have any questions, please contact our customer service.

Specification ▼

Model	JS10014US
Product Name	Foot Massager Machine
Rated Voltage	120V~60Hz
Rated Power	40W
Time Rating	15 minutes
Noise	≤55dB