

USER'S MANUAL
Vanity Table Set with Lighted Mirror

Guide of Manual

Please read the assembly and safety instructions thoroughly, and use the product in accordance with the intended purpose. It is recommended to save the manual for future reference. When you offer the product to the third party, please transfer the manual simultaneously.

The texts and diagrams are illustrated as detailed as possible. For clarity, not all the details of every possible variation and installation methods can be described. The texts and diagrams are given only as examples. If you require further information or face some problem, please contact and consult the seller.

Note

The product is intended for indoor use only, not for commercial use. The seller does not assume any responsibility or liability with respect to any damage caused by incorrect assembly or improper use.

To prevent tipping over, the furniture must be fixed to the wall with the safety fitting provided. Different wall materials require different types of fixing devices.

If needed, please purchase the suitable fixing devices at the store.

Please check if the table is intact and if the components are complete before assembly. Do not place the edge of the unwrapped components on the floor to avoid wear or damage.

It is recommended that two adults finish the assembly. To avoid damaging the product, please assemble the unit on the flat, clean and soft floor.

Follow the assembly steps shown in the diagram to position and adjust the parts, then gradually tighten all screws.

We do not suggest to use electric drill for inserting the screws. It may damage the product. Please use hand screwdriver (not supplied).

After the assembly, please place the dresser table in a ventilated area. The odour will disappear after two days.

Periodically check the firmness of all the screws and connected position.

Never touch with sharp objects or corrosive chemicals, which may spoil the surface of the table.

Make sure all surfaces are protected from heat and liquids by mats and coasters. Wipe up the spills immediately and ensure that a mat or pad is placed under paper if you are writing.

Protect the article from sunlight exposure or rain, and do not put it in a humid place. It may accelerate the distortion, discoloration or cracking.

Do not store heavy objects in the drawers. It may cause the article deformed or the paint flake off. After the assembly, please do not shake or strike the table to avoid the components deformed or falling apart.

Please seek assistance and take care when moving the furniture. Prohibit rudely dragging the table as careless handling may cause the damage or injury.

It is recommended that before moving to a new location the dresser table is completely disassembled to avoid personal injury or damage to the furniture. Please be careful to retain all fittings after the disassembly.

For daily care, please use a soft cloth with neutral detergent if necessary, then dry the surface.

Warning

If the furniture tips over, it may cause serious or fatal injuries.

Never use the dresser table if any part is missing or defective. Otherwise, there will be the risk of injury.

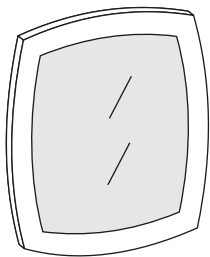
This product is not suitable for children. Children must use this product under the supervision of adults. Do not allow children to climb or play around the product to prevent the product from tipping over and the mirror from breaking, and to protect children from personal injury.

During the assembly process, keep small objects out of the reach of children. It may be fatal if swallowed or inhaled.

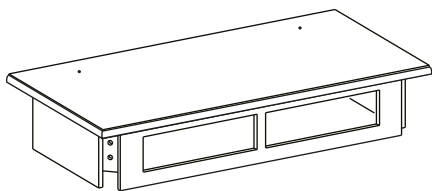
To avoid danger of suffocation, keep the plastic bag away from babies and children.

A

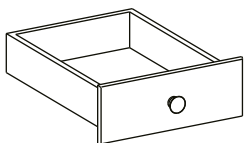
× 1

**B**

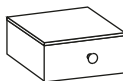
× 1

**C**

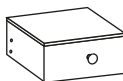
× 2

**D1**

× 1

**D2**

× 1

**E**

× 2

**F**

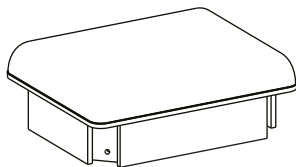
× 4

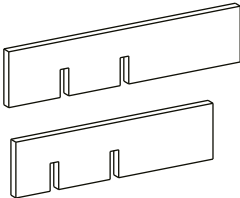
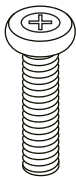
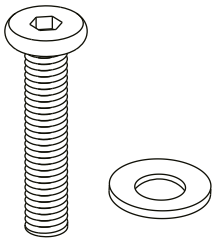
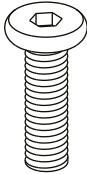
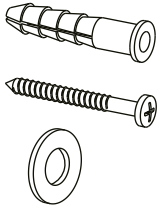
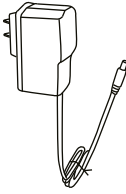


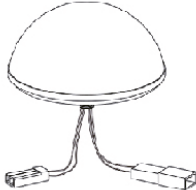

**G**

× 4

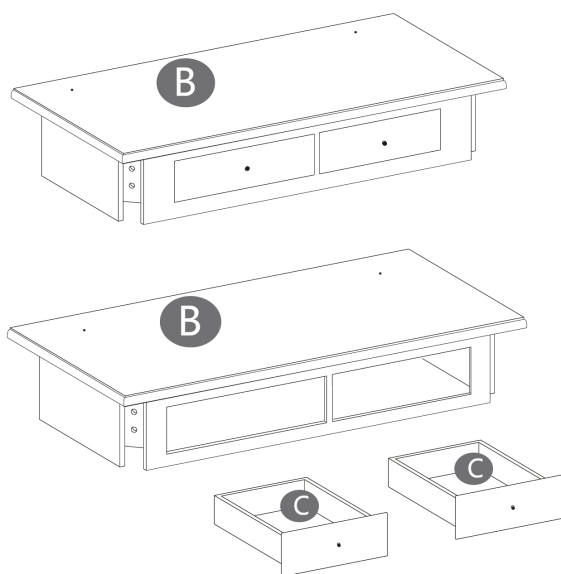
**H**

× 1

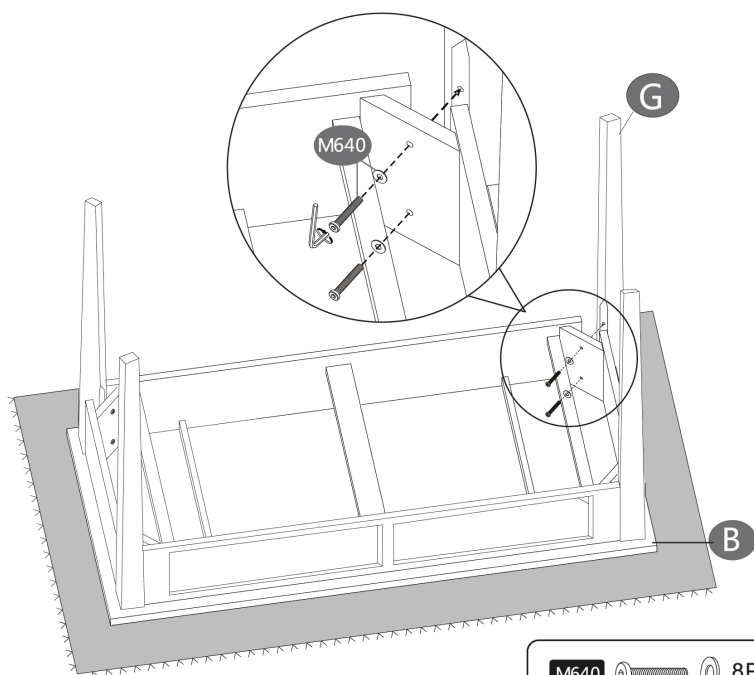


<div>I</div> <div></div> <div>× 1</div>	<div>M425</div> <div></div> <div>× 2</div> <div>M4× 25mm</div>	
<div>M640</div> <div></div> <div>× 16</div> <div>M6× 40mm</div>	<div>M620</div> <div></div> <div>× 6</div> <div>M6× 20mm</div>	
<div>K</div> <div></div> <div>× 1</div>	<div>L</div> <div></div> <div>× 1</div>	<div>M</div> <div></div> <div>× 1</div>
<div>N</div> <div></div>	<div>O</div> <div></div>	<div>P</div> <div></div>

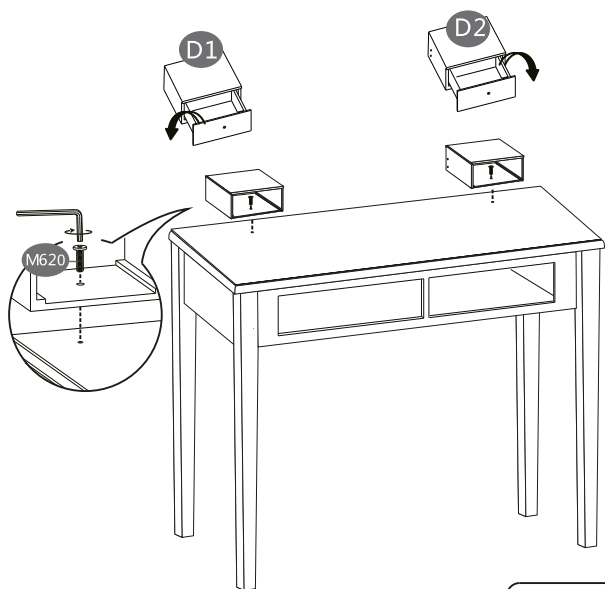
1



2



3

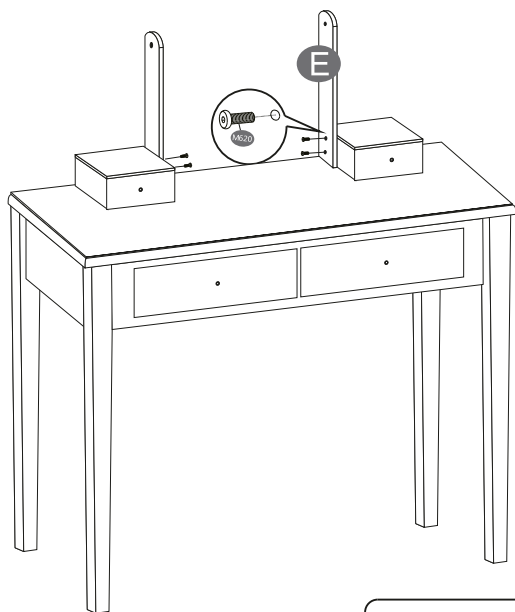


M620



2PCS

4

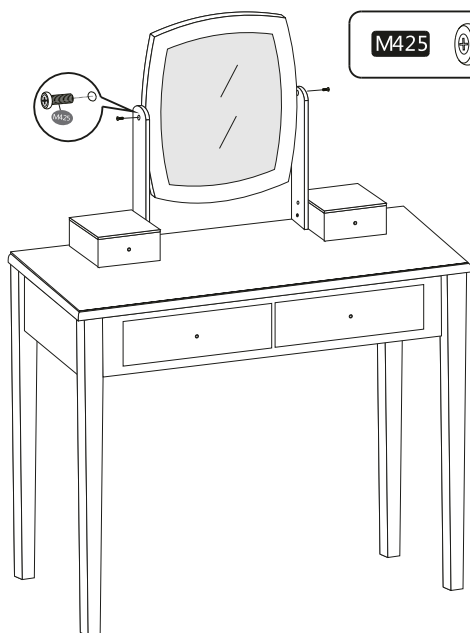


M620

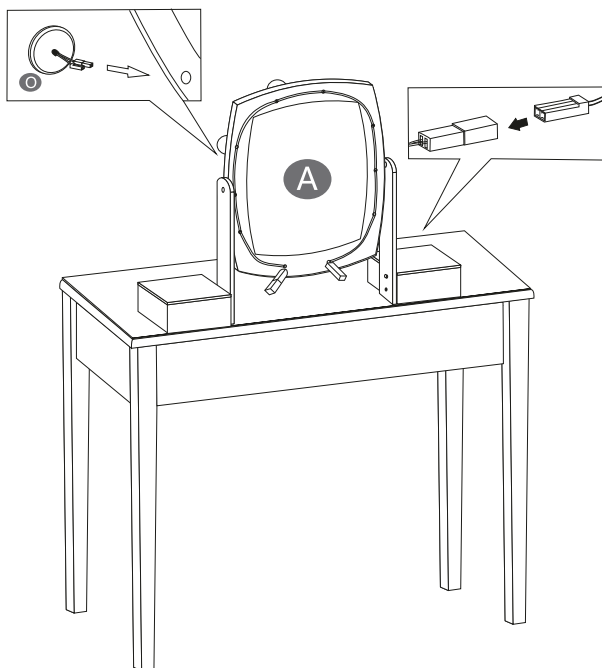


4PCS

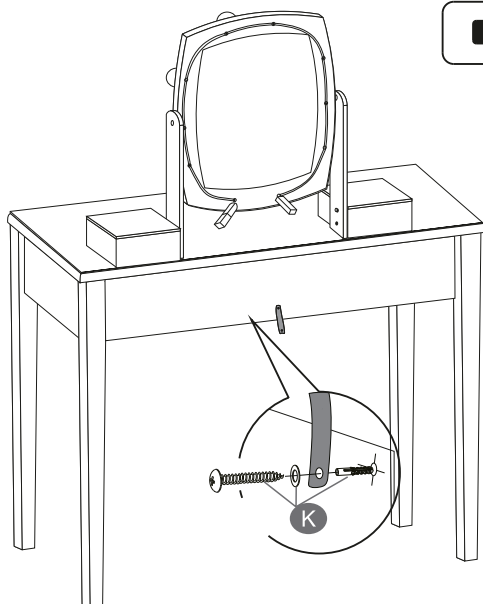
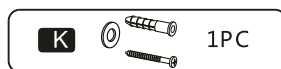
5



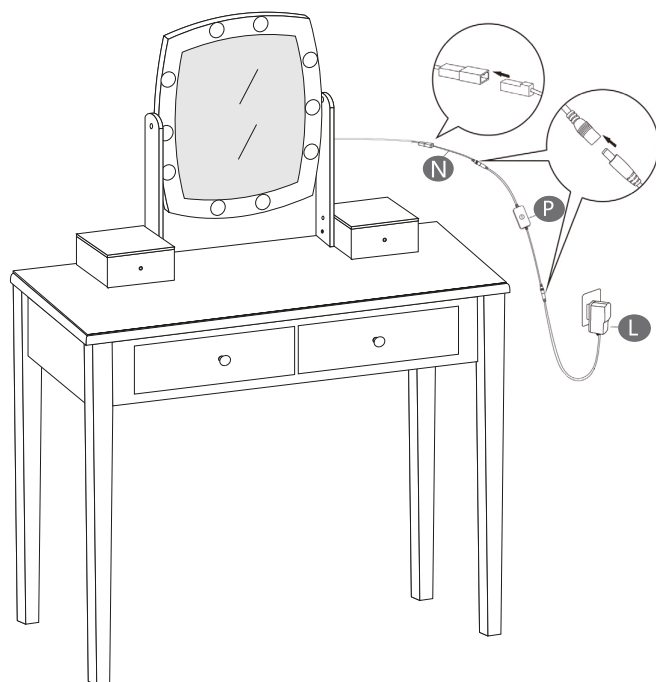
6

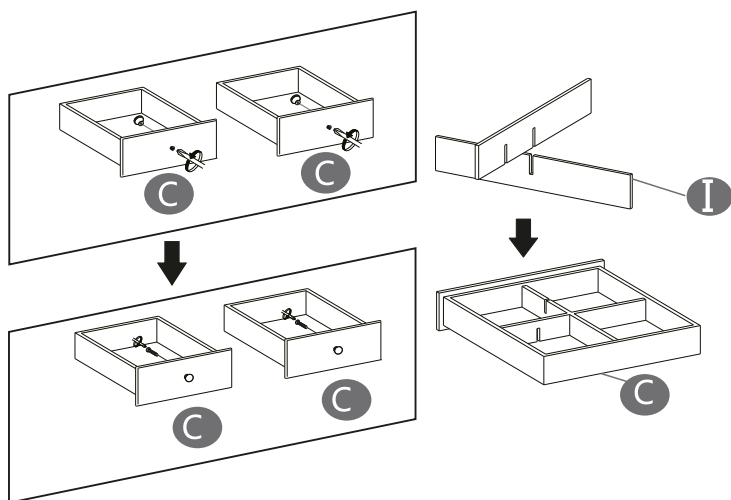
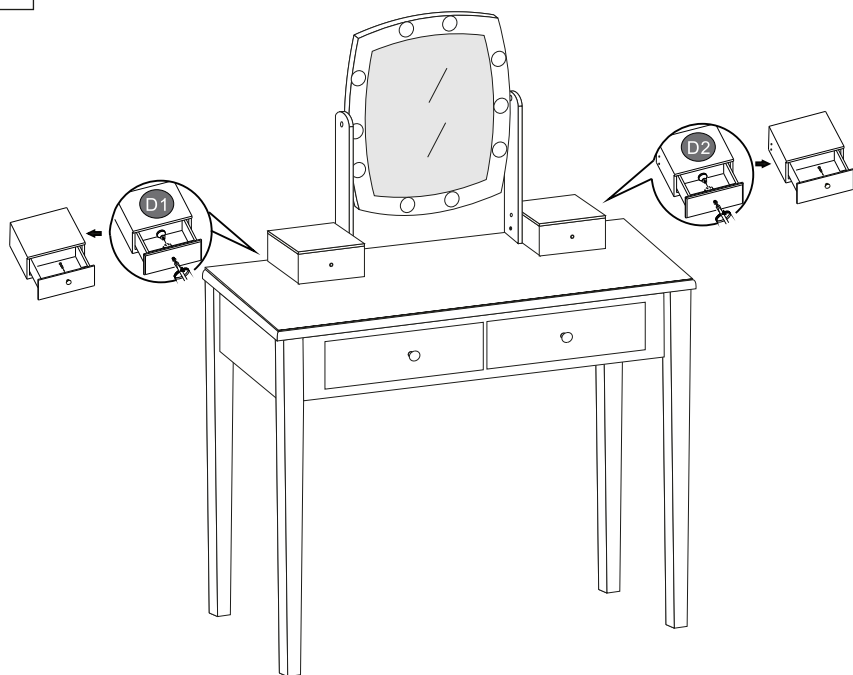




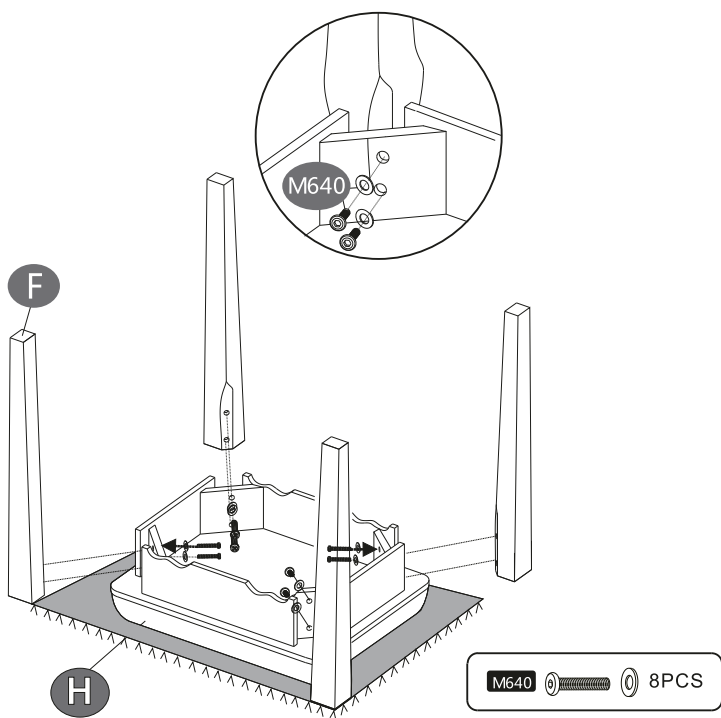
7



8









With your inspiring rating, COSTWAY will be more consistent to offer you EASY SHOPPING EXPERIENCE, GOOD PRODUCTS and EFFICIENT SERVICE!

Mit Ihrer inspirierenden Bewertung wird COSTWAY konsistenter sein, um Ihnen EIN SCHÖNES EINKAUFSERLEBNIS, GUTE PRODUKTE und EFFIZIENTEN SERVICE zu bieten!

Avec votre évaluation inspirante, COSTWAY continuera à fournir une EXPÉRIENCE D'ACHAT PRATIQUE, des PRODUITS DE QUALITÉ et un SERVICE EFFICACE !

Con su calificación inspiradora, COSTWAY será más consistente para ofrecerle EXPERIENCIA DE COMPRA FÁCIL, BUENOS PRODUCTOS y SERVICIO EFICIENTE.

Con la tua valutazione incoraggiante, COSTWAY sarà più coerente per offrirti ESPERIENZA DI ACQUISTO FACILE, BUONI PRODOTTI e SERVIZIO EFFICIENTE!

Dzięki twojej opinii COSTWAY będzie mógł oferować jeszcze WYGODNIEJSZE ZAKUPY, LEPSZE PRODUKTY i SPRAWNIEJSZĄ OBSŁUGĘ KLIENTA.

US office: Fontana

UK office: Ipswich

DE office: FDS GmbH, Neuer Höltingbaum 36, 22143 Hamburg, Deutschland

FR office : 26 RUE DU VERTUQUET, 59960 NEUVILLE EN FERRAIN, FRANCE

