




COSTWAY®

**Please give us a chance to make it right and do better !**

Contact our friendly customer service department for help first.  
Replacements for missing or damaged parts will be shipped ASAP !

**US** office: Fontana    **UK** office: Ipswich    **AU** office: Truganina  
**DE** office: Hamburg    **FR** office: Saint Vigor d'Ymonville    **PL** office: Gdańsk



## Contact Us!

**Do NOT return this item.**

Contact our friendly customer service department for help first.



US:cs.us@costway.com  
UK:cs.uk@costway.com  
AU:cs.au@costway.com

## USER'S MANUAL

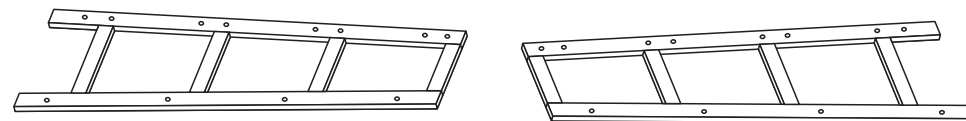
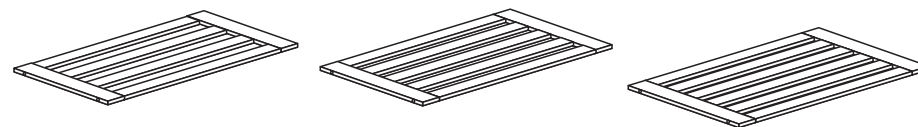
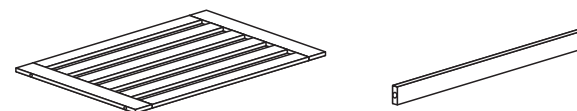
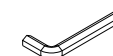
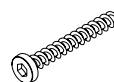
### Bookshelf HZ10036NA

THIS INSTRUCTION BOOKLET CONTAINS **IMPORTANT** SAFETY INFORMATION. PLEASE READ AND KEEP FOR FUTURE REFERENCE.

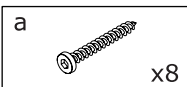
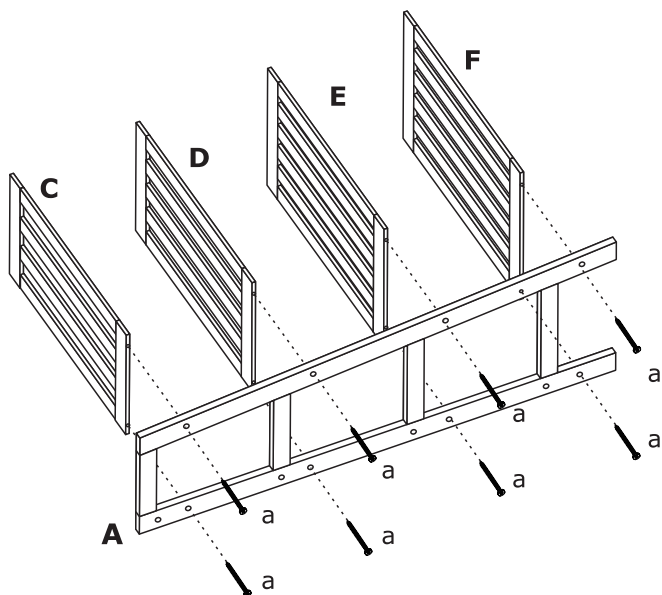


## Before You Start

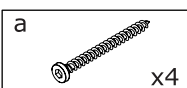
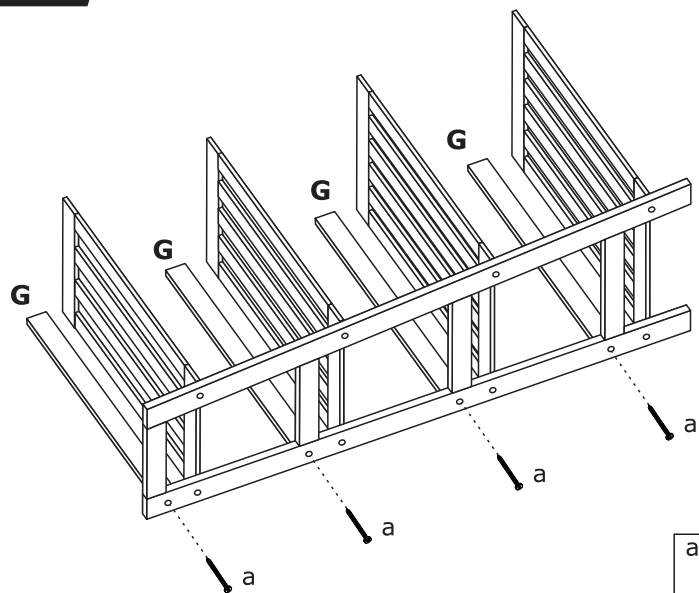
- ⚠ Please read all instructions carefully.
- ⚠ Retain instructions for future reference.
- ⚠ Separate and count all parts and hardware.
- ⚠ Read through each step carefully and follow the proper order.
- ⚠ We recommend that, where possible, all items are assembled near to the area in which they will be placed in use, to avoid moving the product unnecessarily once assembled.
- ⚠ Always place the product on a flat, steady and stable surface.
- ⚠ Keep all small parts and packaging materials for this product away from babies and children as they potentially pose a serious choking hazard.

**Ax1****Bx1****Cx1****Dx1****Ex1****Fx1****Gx4****ax24****bx1**

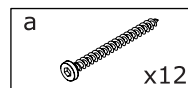
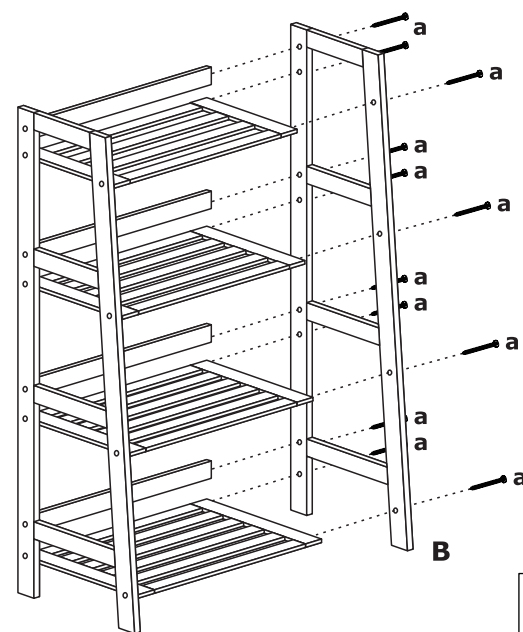
1



2



3



4

