





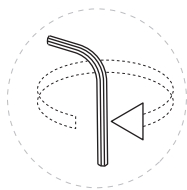

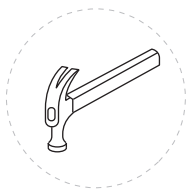
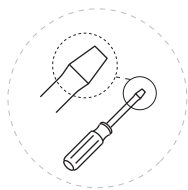
## USER'S MANUAL


### Sofa Bed HV10008



# Before You Start

-  Read each step carefully before starting. It is very important to ensure each step followed in correct order, otherwise assembly difficulties may occur.
-  Most of board parts are labeled or stamped on the raw edges. Have a check to make sure all parts are included.
-  Work in a spacious area, preferably on a carpet close to where the unit will be used.
-  Keep the handtools close at hand. Do not use power tools to assemble your furniture. They may scratch or damage the parts.



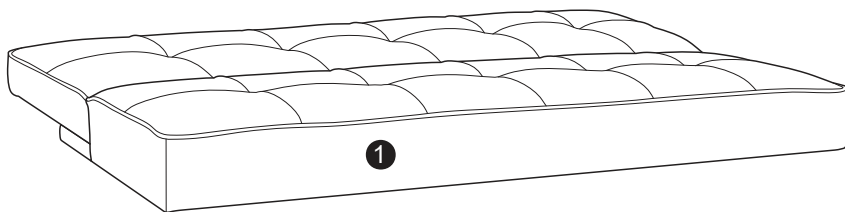


## **WARNING**


- This product has been designed for seating three (3) average adults. To prevent injury and damage to this unit, PROHIBIT jumping on it.
- This product is designed for home use and not intended for commercial use.
- Recommended # of people needed for handling: 2 (however it is always better to have an extra hand.)
- THIS INSTRUCTION BOOKLET CONTAINS IMPORTANT SAFETY INFORMATION. PLEASE READ AND KEEP FOR FUTURE REFERENCE.

# PARTS

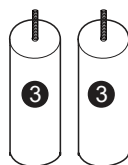
---



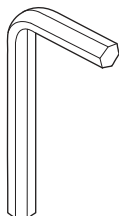
Sofa Body QTY:1



Front Leg  
QTY:2



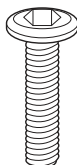
Rear Leg  
QTY:2



**A** x1

---

Hex Key  
M5



**B** x4

---

Bolt  
M8 x 30mm

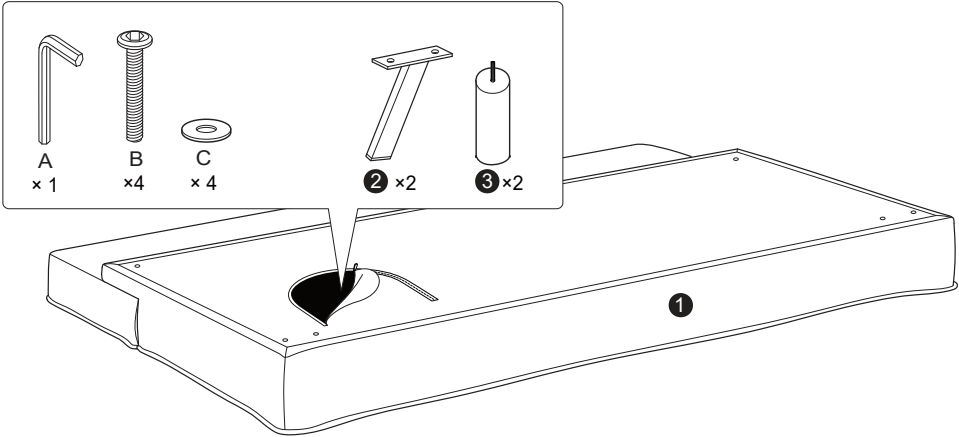


**C** x4

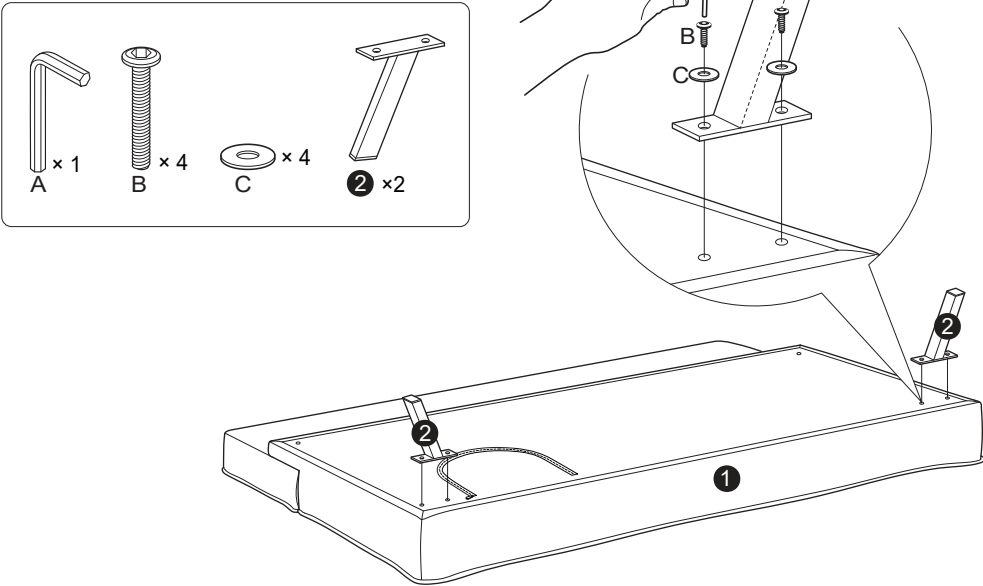
---

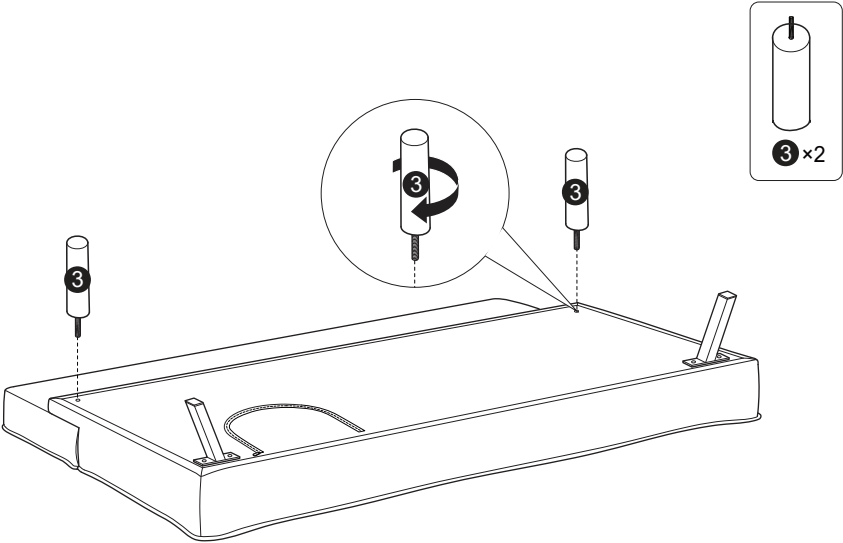
Washer  
M8 x 19mm

# 01

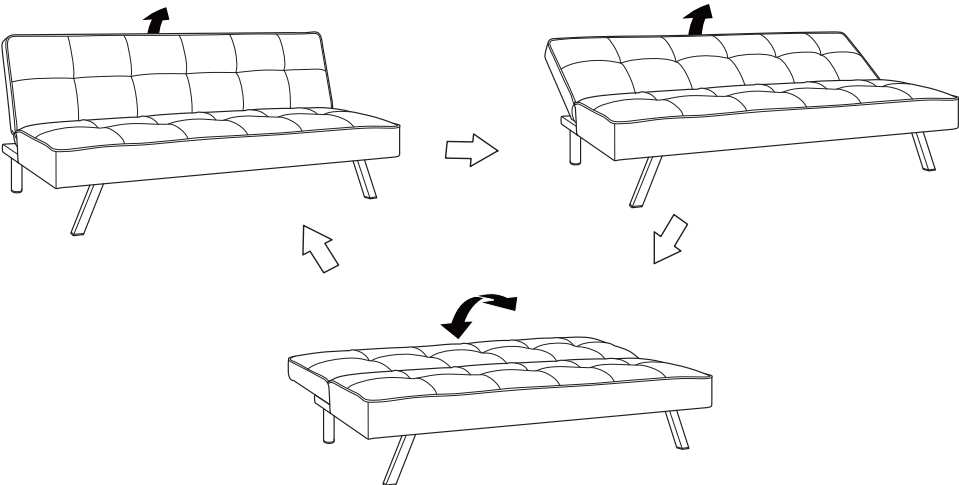


# 02





FUNCTIONS :



## **Care and Maintenance**

Use a soft, clean cloth that will not scratch the surface when dusting.

Use of furniture polish is not necessary.

Should you choose to use polish, test first in an inconspicuous area.

Using solvents of any kind on your furniture may damage the finish.

Never use water to clean your furniture as it may cause damage to the finish.

Liquid spills should be removed immediately. Using a soft clean cloth, blot the spill gently. Avoid rubbing.

Check bolts/screws periodically and tighten them if necessary.

## **Further advice about wood furniture care**

It is best to keep your furniture in a climate-controlled environment.

Extreme temperature and humidity changes can cause fading, warping, shrinking and splitting of wood.

It is advised to keep furniture away from direct sunlight as sun may damage the finish.

Proper care and cleaning at home will extend the life of your purchase.

Following these important and helpful tips will enhance your furniture as it ages.



**Please give us a chance to make it right and do better !**

Contact our friendly customer service department for help first.  
Replacements for missing or damaged parts will be shipped ASAP !

US office: Fontana      UK office: Ipswich      AU office: Truganina



## Contact Us !

**Do NOT return this item.**

Contact our friendly customer service department for help first.



US:cs.us@costway.com

UK:cs.uk@costway.com

AU:cs.au@costway.com