

EN

With your inspiring rating, COSTWAY will be more consistent to offer you EASY SHOPPING EXPERIENCE, GOOD PRODUCTS and EFFICIENT SERVICE!

DE

Mit Ihrer inspirierenden Bewertung wird COSTWAY konsistenter sein, um Ihnen EIN SCHÖNES EINKAUFSERLEBNIS, GUTE PRODUKTE und EFFIZIENTEN SERVICE zu bieten!

FR

Avec votre évaluation inspirante, COSTWAY continuera à fournir une EXPÉRIENCE D'ACHAT PRATIQUE, des PRODUITS DE QUALITÉ et un SERVICE EFFICACE !

ES

Con su calificación inspiradora, COSTWAY será más consistente para ofrecerle EXPERIENCIA DE COMPRA FÁCIL, BUENOS PRODUCTOS y SERVICIO EFICIENTE.

IT

Con la tua valutazione incoraggiante, COSTWAY sarà più coerente per offrirti ESPERIENZA DI ACQUISTO FACILE, BUONI PRODOTTI e SERVIZIO EFFICIENTE!

PL

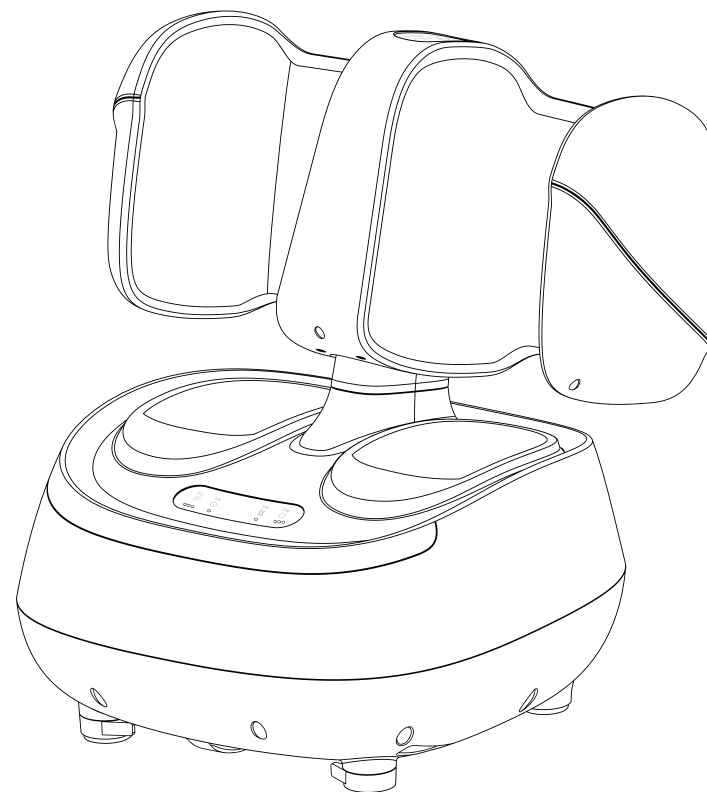
Dzięki twojej opinii COSTWAY będzie mógł oferować jeszcze WYGODNIEJSZE ZAKUPY, LEPSZE PRODUKTY i SPRAWNIEJSZĄ OBSŁUGĘ KLIENTA.

US office: Fontana **UK** office: Ipswich

DE office: FDS GmbH, Neuer Hölzigbaum 36, 22143 Hamburg, Deutschland

FR office : 26 RUE DU VERTUQUET, 59960 NEUVILLE EN FERRAIN, FRANCE

CA office : Unité 1, 45 Rue de Quarterman, Guelph, Ontario, Canada



USER'S MANUAL

Foot and Calf Massager JS10015US

Thank you for purchasing our foot massager. Please read the operation manual carefully before using it, and pay attention to safety matters in order to operate and use this product correctly. This manual provides users with safe and effective operation methods. Please keep it properly after reading it for future reference.

CONTENTS

Safety Guidelines	03
Product Composition	08
Operation Guide	09
Product Charging	10
Instructions For Use	11
Product Specifications/Troubleshooting	12
Product Maintenance	13

Safety Guidelines ▼

a)Description of important safety matters

- In order to ensure safe and correct use of the product, please refer to the operation manual in detail before use.
- Please be sure to use this product in accordance with the product usage in this operation manual.
- After use or before cleaning the product, please unplug the power plug from the socket.
- This device is not provided to people (including children) who are physically disabled, sensory or mentally defective, or lack experience and common sense (including children), unless someone responsible for their safety supervises or instructs them when using the product.
- The appliance has a heating surface, and people who are not sensitive to heat must be careful when using it. Do not cover and use, so as not to cause the motor temperature to be too high and cause malfunction or damage.
- If you feel unwell during the massage, please stop the massage immediately.
- Do not use this product when the following conditions occur: the power cord or the power plug is damaged; the operation is abnormal; it has been dropped or damaged; it has been dropped into the water. Please contact the repair service center for inspection and repair.
- Do not use parts that are not recommended by the manufacturer.
- Do not insert or drop objects into any openings in the product. If you want to cut off the power, please turn off all operation controls, and then unplug the power plug from the socket.
- This product cannot be used for self-diagnosis or treatment. If diagnosis or treatment is needed, it should be handled by professional medical personnel.

b)Use environment

- Do not use the product in a humid or excessively dusty environment to avoid product failure.
- Please do not use this product in an environment where the temperature is higher than 104 ℉.

- Do not put the product outdoors.
- Do not place the product near electric heaters, stoves, or in direct sunlight.

c) Operational safety

- Keep this product away from hot surfaces and areas.

d) This product is not suitable for the following people:

- Such as patients with heart disease, malignant tumors, strain disease, osteoporosis, abnormal limbs or after surgery.
- Pregnant women or women who are in their menstrual period.
- Those who are unwell, have fever, redness or inflammation, bruises, allergies, etc.
- The doctor advised people who are not allowed to use the massage to avoid accidents or physical discomfort, such as thrombosis (embolism) symptoms; severe aneurysms; acute vein tumors; various dermatitis; skin infections (including inflammation of the subcutaneous tissue), etc.
- It must not be used with the following medical electronic equipment.
 - 1) Implantable medical electronic instruments such as cardiac pacemakers;
 - 2) Artificial heart and other medical electronic equipment used to maintain life;
 - 3) Wearable medical electronic equipment such as electrocardiograph.

e) Precautions for switch

- Do not operate the control switch with wet hands.
- Do not allow the control switch to come into contact with liquids such as water.

f) Notes on using the power plug and power cord

- Do not install or unplug the power plug with wet hands to avoid electric shock or cause malfunction of the machine.
- When unplugging the power plug, please hold the plug itself and do not pull on the cord.
- Although the 15-minute automatic timer function will automatically stop the operation of the product, please be sure to cut off the main power after each use.
- The power cord must be kept a safe distance from the heating surface.

- Do not place the power cord under the product or any heavy objects.
- Do not wind the power cord around the product to avoid damage to the power cord and cause electric shock or wire fire.
- When the power cord or power plug is damaged, do not continue to use the product.
- Do not use the power cord to move the product, or use the power cord as a grip.
- When the power cord is damaged, it must be inspected and repaired by the service center or authorized technicians.

Warning

- Please do not sleep while using the product.
- Do not use this product when drunk or unwell.
- Do not stand on the product or put heavy objects on the product.
- Do not use this product continuously for more than 30 minutes.
- If the cloth cover of the product is damaged, do not use it.
- Do not use it one hour before or after eating to avoid adverse effects.
- When using the product at low room temperature, do not use the warming function suddenly. It is recommended to gradually adjust the room temperature to the normal range before using it.
- If the product is moved from a low-temperature storage place to a warm environment, it may affect the normal operation of the product due to the accumulation of water vapor in the machine, and even cause the machine to malfunction. After moving, it is recommended to leave the product at room temperature for 1 hour before starting to use it.
- If you find any mechanical failure or abnormality during use, please stop using it immediately.
- If the current is interrupted during use, care should be taken to prevent the sudden restoration of the power supply from causing harm to the user.
- This product should not be used during lightning.

When using an electrical appliance, basic precautions should always be followed, including the following:

Read all instructions before using (this appliance).

DANGER – To reduce the risk of electric shock:

- 1) Always unplug this appliance from the electrical outlet immediately after using and before cleaning.
- 2) Do not reach for an appliance that has fallen into water. Unplug immediately.
- 3) Do not use while bathing or in a shower.
- 4) Do not place or store appliance where it can fall or be pulled into a tub or sink. Do not place in or drop into water or other liquid.
- 5) Never use pins or other metallic fasteners with this appliance.
- 6) Carefully examine the covering before each use. Discard the appliance if the covering shows any sign of deterioration, such as checking, blistering, or cracking.
- 7) Keep Dry – Do not operate in a wet or moist condition.

WARNING – To reduce the risk of burns, fire, electric shock, or injury to persons:

- 1) An appliance should never be left unattended when plugged in. Unplug from outlet when not in use, and before putting on or taking off parts.
- 2) Do not operate under blanket or pillow. Excessive heating can occur and cause fire, electric shock, or injury to persons.
- 3) Close supervision is necessary when this appliance is used by, on, or near children, invalids, or disabled persons.
- 4) Use this appliance only for its intended use as described in this manual. Do not use attachments not recommended by the manufacturer.
- 5) Never operate this appliance if it has a damaged cord or plug, if it is not working properly, if it has been dropped or damaged, or dropped into water. Return the appliance to a service center for examination and repair.
- 6) Do not carry this appliance by supply cord or use cord as a handle.
- 7) Keep the cord away from heated surfaces.
- 8) Never operate the appliance with the air openings blocked. Keep the air openings free of lint, hair, and the like.
- 9) Never drop or insert any object into any opening.
- 10) Do not use outdoors.

11) Do not operate where aerosol (spray) products are being used or where oxygen is being administered.

12) To disconnect, turn all controls to the off position, then remove plug from outlet.

13) Never operate on a soft surface such as a bed or couch where the air openings may be blocked.

14) Use heated surfaces carefully. May cause serious burns. Do not use over insensitive skin areas or in the presence of poor circulation. The unattended use of heat by children or incapacitated persons may be dangerous.

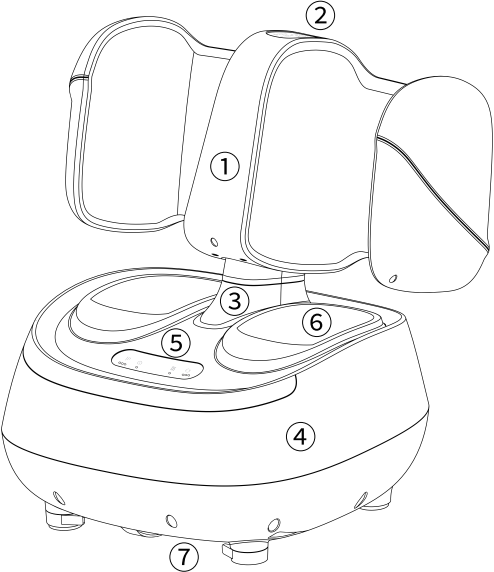
15) Temperatures sufficiently high to cause burns may occur regardless of the control setting. Do not use on an infant or invalid or on a sleeping or unconscious person. Do not use on insensitive skin or on a person with poor blood circulation. Check the skin in contact with the heated area of the appliance frequently to reduce the risk of blistering.

16) Do Not Crush – Avoid sharp folds.

17) Do not use massager in close proximity to loose clothing or jewelry.

18) Keep long hair away from massager while in use.

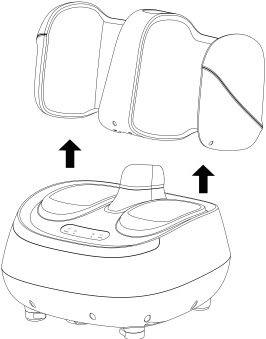
Product Composition ▼



- ① Calf massager
- ② Calf massager control panel
- ③ Calf massager shaft
- ④ Foot massager
- ⑤ Foot massager control panel
- ⑥ Removable & washable cover
- ⑦ Base column support


Separate the calf massager

Hold the calf massager and lift it up to separate the calf massager and the foot massager, which can realize multiple functions in one machine.

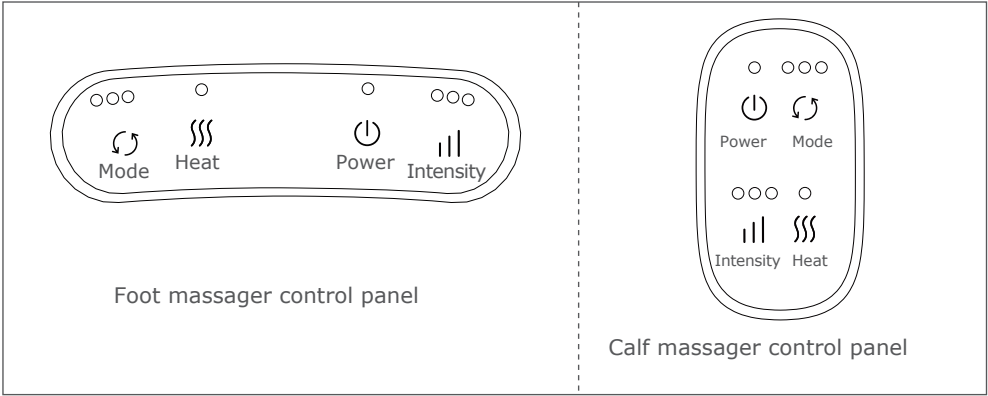


Rotating calf massager

Rotate the calf massager clockwise or counterclockwise to easily adjust the leg massage area.





Operation Guide ▼



There is a control panel in the upper and lower sections of this product. It can be controlled separately when used separately, and any control panel can be controlled when used together, and the functions are synchronized.

The upper calf massager has the functions of air pressure kneading and warm-sensing hot compress, and the lower foot massager has the functions of air pressure kneading, warm-sensing hot compress and foot massage.

1		<p>Power:</p> <p>In the shutdown state, press this key to turn on, the indicator light is on, and enters mode 1 by default. In the power-on state, press this key to power off, and the indicator light is off.</p>
2		<p>Heat:</p> <p><i>In the power-on state</i></p> <p>Press this key to control the heating function of the product. Each time you press this key, it will switch cyclically between no heating -> heating -> no heating. The heating function is turned on by default when the machine is turned on, and the heating indicator is on.</p>

3 ↺

Mode:

In the power-on state

Press this key to control the mode of the product. Each time you press the key, it will switch between mode 2 -> mode 3-> mode 1-> mode 2, and the corresponding indicator light is on.

Mode 1 is turned on by default when powering on.

Three modes in the combination state

**Mode 1:
Comfort mode**

Alternate massage of multiple parts and multiple techniques, with moderate massage intensity

**Mode 2:
Decompression and sleep aid mode**

Mainly for airbag clamping and heating

**Mode 3:
Deep relief mode**

The foot roller is combined with the air pressure, deep kneading and pressing, supplemented by airbag pressing

4 |||

Intensity:

In the power-on state

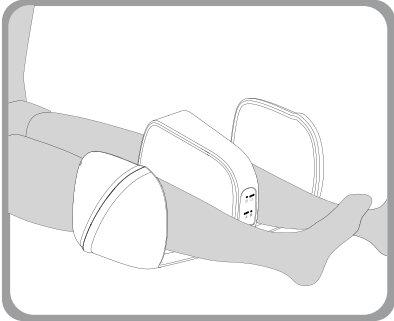
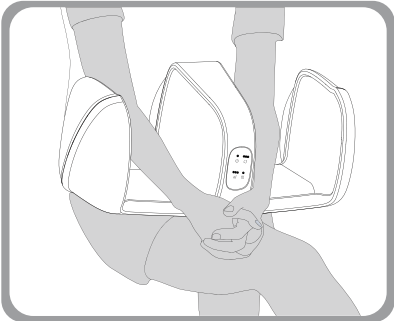
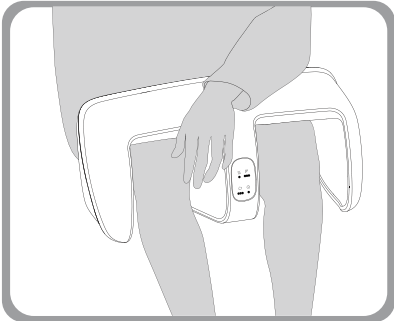
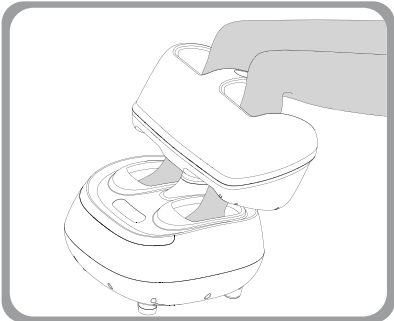
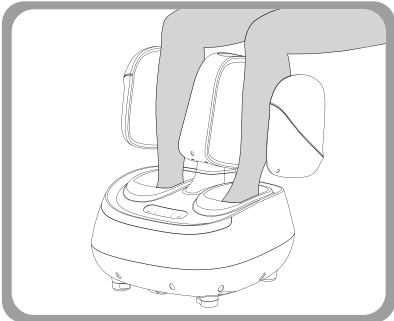
Press this key to control the product's air pressure intensity and roller speed. Each time you press this key, it will cycle through the high intensity -> low intensity -> medium intensity -> high intensity range, and the corresponding indicator light is on. By default, the strength is turned on in the medium intensity range.

Product Charging ▼

1. Combine the calf foot massager with the foot massager, and insert the power plug into the socket;
2. When the product is charging, the power indicator flashes, and when it is fully charged, the power indicator turns off;
3. The product does not support power on when charging, please charge it in the off state;
4. It takes about 4 hours to fully charge the product from a weak current state.

Instructions For Use ▼

- Insert the power plug into the power outlet. This product uses 120V~60Hz power supply, please check in advance whether the voltage in your home matches.
- Choose the massage area according to personal preference.



Note: During the use of the product, if you need to use it in combination or split use, please turn it off before operating.

Product Specifications/Troubleshooting ▼

Product Specifications

Product Name	Multifunctional Foot and Calf Massager
Model	JS10015US
Rated Voltage	120V~60Hz
Rated Power	45W
Massage Time	15 minutes
Calf Massager Dimensions	17" x 9.8" x 8.8"
Foot Massager Dimensions	15.7" x 15.7" x 13.8"

Troubleshooting

If you encounter problems when using this product, please refer to the following tips and possible solutions. If this product is still in a faulty state, please send the product to the service center or authorized technicians for inspection and repair.

Abnormal Situations	Possible Reasons	Solutions
Not working	1.The power cord is not connected 2.Power button is not turned on	1.Connect to the power supply or check whether the power supply is well connected 2.Long press the power button to turn on
Suddenly stopped during working	1.Power off 2.Massage for more than 15 minutes 3.The overheating protection of the product has been activated for too long continuous use 4. Excessive force, the massage ball is blocked	1. Check whether the power plug is properly inserted 2. Turn on the power button again 3. After the product has cooled down, turn on the power button again 4. Restart the power button

Product Maintenance ▼

a) Storage

- When not in use, please put the product in the packaging box and place it in a safe, dry, ventilated and cool place.
- Do not twist the power cord.
- Avoid scratching the surface of the product with sharp objects.
- Do not place the product in direct sunlight or high temperature.

b) Clean

- Before cleaning, turn off the power and pull out the power plug.
- Please use a dry cloth to clean the surface of the product.
- Do not use corrosive cleaning agents such as benzene or thinner to clean the product.
- Detachable and washable foot cover can be washed in the normal way of washing cloth.

c) Maintenance

- Keep the product clean and away from places with high humidity.
- If you do not use this product for a long time, please use a protective cover (please buy it yourself) to cover the product to prevent dust from falling into it.

In order to better care and protect the earth, when users no longer need this product or the product life ends, please abide by the relevant national laws and regulations on the recycling and disposal of waste electrical and electronic products, and hand it over to a local department with nationally recognized recycling and disposal qualifications.