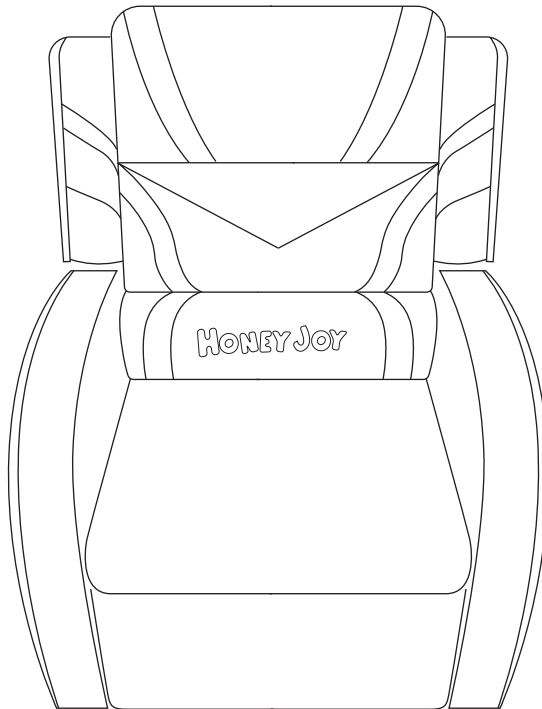


HONEYJOY



USER'S MANUAL

CHILDREN'S SOFA HW66976

THIS INSTRUCTION BOOKLET CONTAINS **IMPORTANT** SAFETY INFORMATION. PLEASE READ AND KEEP FOR FUTURE REFERENCE.



Before You Start

Please read all instructions carefully and keep it for future reference.

General Security Warning

Caution: The Product is not suitable for the children under 3 years

Danger: Keep all small parts and packaging materials for this product away from babies and children, otherwise they may pose a choking hazard.

Danger: Lack of attachment may cause a risk of tipping.




WARNING:
CHOKING HAZARD-Small parts.
Not for children under 3 years.


Warning for Assembly

 Assembled only by adults

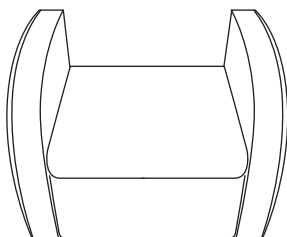
 Remove all Packaging, separate and count all parts and hardware.

 Read through each step carefully and follow the proper order.

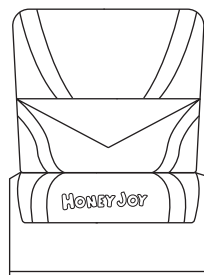
 We recommend that, where possible, all items are assembled near the area in which they will be placed in use, to avoid moving the product unnecessarily once assembled.

 Ensure a secure surface during installation, and place the product always on a flat, steady and stable surface.

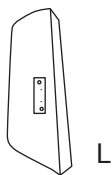
PARTS LIST



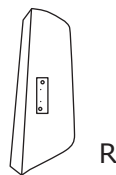
SEAT
Ⓐ X 1 PC



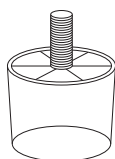
BACKREST
Ⓑ X 1 PC



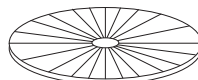
LEFT EARS
Ⓒ X 1 PC



RIGHT EARS
Ⓓ X 1 PC

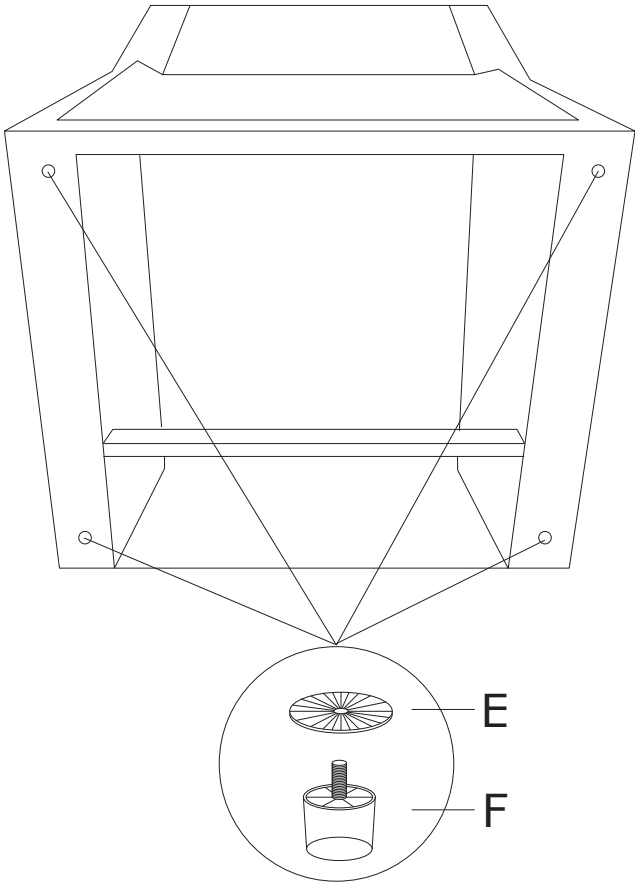


PLASTIC LEGS
Ⓔ X 4 PCS



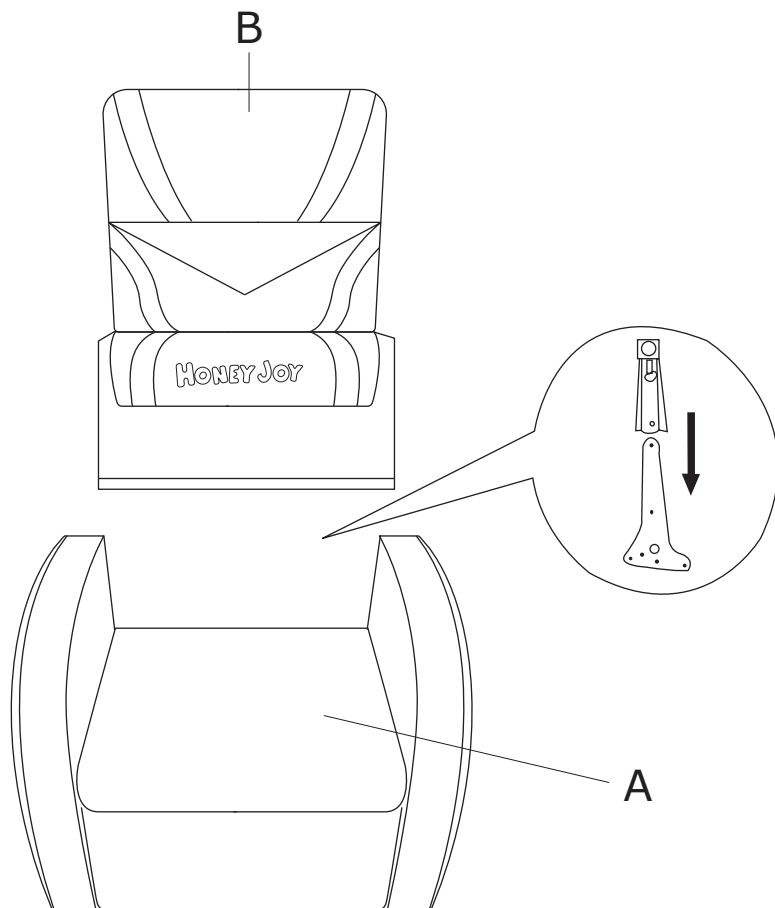
WASHERS
Ⓕ X 4 PCS

STEP 01



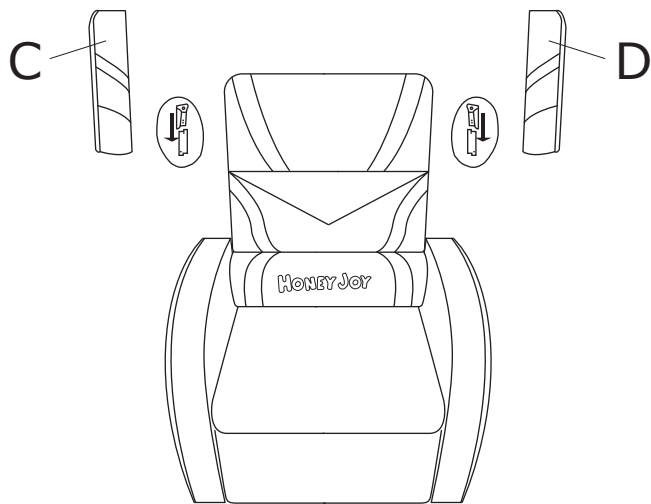
ASSEMBLE FOUR PLASTIC LEGS

STEP 02

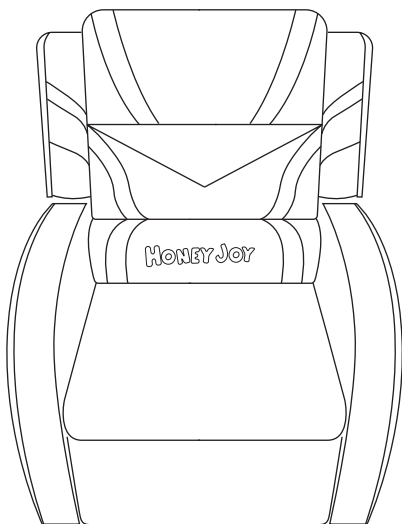


MATCH THE HOOK AND LOOP BRACKETS ON BOTH SIDES,
PRESS THE BACKREST AND ASSEMBLE IT ON THE SEAT.

STEP 03



ASSEMBLE LEFT AND RIGHT EARS



Care and Maintenance

Use a soft, clean cloth that will not scratch the surface when dusting.

Use of furniture polish is not necessary.

Should you choose to use polish, test first in an inconspicuous area.

Using solvents of any kind on your furniture may damage the finish.

Never use water to clean your furniture as it may cause damage to the finish.

Liquid spills should be removed immediately. Using a soft clean cloth, blot the spill gently. Avoid rubbing.

Check bolts/screws periodically and tighten them if necessary.

Further advice about wood furniture care

It is best to keep your furniture in a climate-controlled environment.

Extreme temperature and humidity changes can cause fading, warping, shrinking and splitting of wood.

It is advised to keep furniture away from direct sunlight as sun may damage the finish.

Proper care and cleaning at home will extend the life of your purchase.

Following these important and helpful tips will enhance your furniture as it ages.



Please give us a chance to make it right and do better !

Contact our friendly customer service department for help first.
Replacements for missing or damaged parts will be shipped ASAP !

US office: Fontana UK office: Ipswich AU office: Truganina



Contact Us !

Do NOT return this item.

Contact our friendly customer service department for help first.



US:cs.us@costway.com
UK:cs.uk@costway.com
AU:cs.au@costway.com