
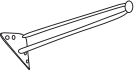





USER'S MANUAL

Stylish Furry Ottoman

HW67639

PARTS LIST

ITEM	PARTS	DESCRIPTION	QTY
A		OTTOMAN	1 PC
B		LEG	4 PCS
C		SCREW M6*16mm (2 For Replacement)	18 PCS
D		FOOT PAD	4 PCS
E		ALLEN WRENCH	1 PC



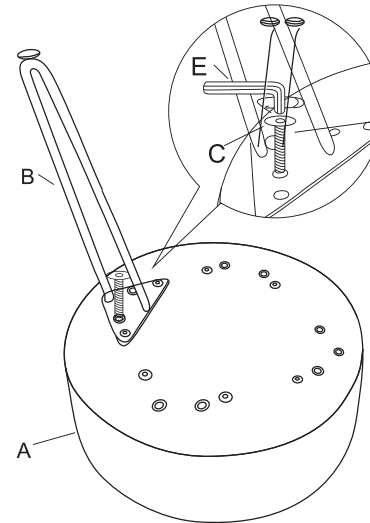
TO AVOID ANY SCRATCH DURING ASSEMBLY.
PLEASE ASSEMBLE ON A SOFT MAT OR SIMILAR.



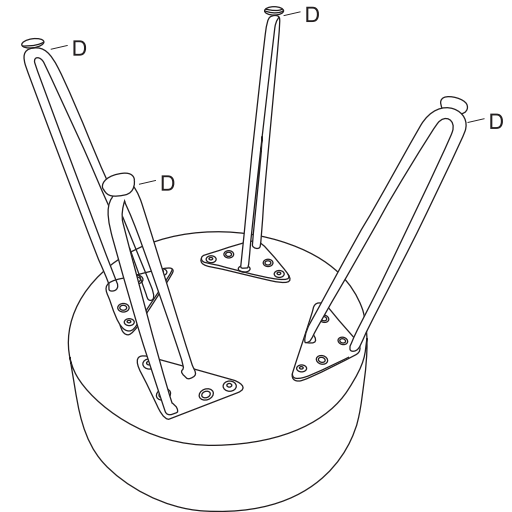
DO NOT TIGHTEN THE SCREWS COMPLETELY AT
THE VERY BEGINNING.



THE VERTICAL SIDE FACES OUT.



STEP 1



STEP 2

ASSEMBLE THE LEGS(B) TO THE OTTOMAN(A) WITH 16 SCREWS(C).