



COSTWAY®

**Please give us a chance to make it right and do better !**

Contact our friendly customer service department for help first.  
Replacements for missing or damaged parts will be shipped ASAP !


**US** office: Fontana

**UK** office: Ipswich

**DE** office: Hamburg

**FR** office: Saint Vigor d'Ymonville

**PL** office: Gdańsk



## Contact Us!

**Do NOT return this item.**

Contact our friendly customer service department for help first.



US: cs.us@costway.com

UK: cs.uk@costway.com

## USER'S MANUAL

### Coffee Table JV10226BK/JV10227BK

THIS INSTRUCTION BOOKLET CONTAINS **IMPORTANT** SAFETY INFORMATION. PLEASE READ AND KEEP FOR FUTURE REFERENCE.



## Before You Start

- ⚠ Please read all instructions carefully.
- ⚠ Retain instructions for future reference.
- ⚠ Separate and count all parts and hardware.
- ⚠ Read through each step carefully and follow the proper order.
- ⚠ We recommend that, where possible, all items are assembled near to the area in which they will be placed in use, to avoid moving the product unnecessarily once assembled.
- ⚠ Always place the product on a flat, steady and stable surface.
- ⚠ Keep all small parts and packaging materials for this product away from babies and children as they potentially pose a serious choking hazard.

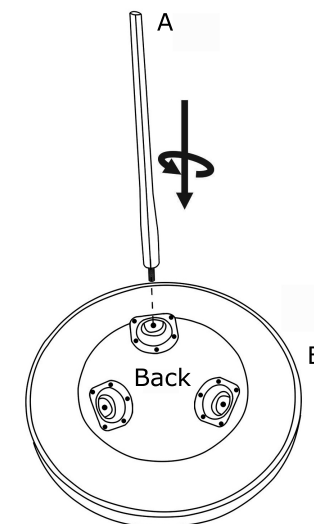
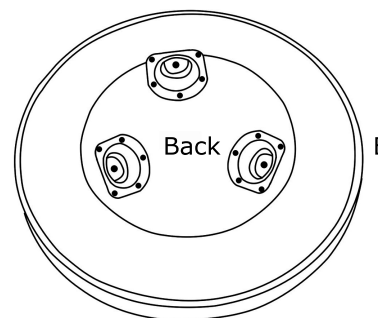
### Parts List

DESC.	Diagram	QTY
A		3

DESC.	Diagram	QTY
B		1

### Assembly Steps

#### Step 1



#### Step 2

