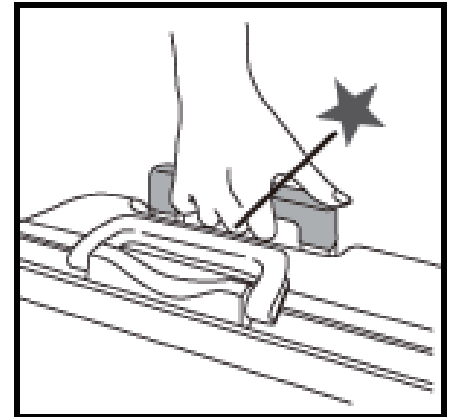


INSTRUCTION



Safety precautions

1. When extending or retracting the extendable pull handle, be careful not to get your fingers caught in the pipe joint or between the handle and suitcase body.

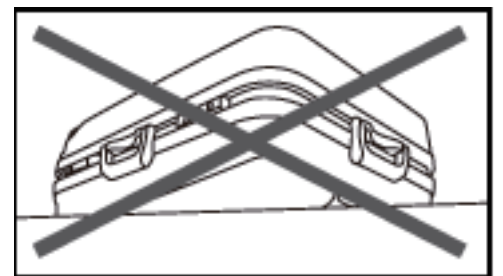


2. It is dangerous to forcibly roll the suitcase over stairs or uneven surfaces. Improper use of wheels may result in suitcase damage or cause the user to tip over. Carry the suitcase by the main handle when necessary.

3. Do not touch the wheels immediately after continuous rolling of the suitcase. Continuously rolling wheels generate frictional heat and may cause burns.

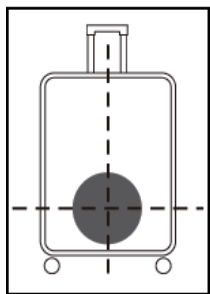
4. When opening or closing the suitcase, be careful not to catch your fingers, clothing or other items.

5. Be careful when placing the suitcase on a high place in order to prevent it from falling. If the suitcase falls on a person, it can cause serious injury.



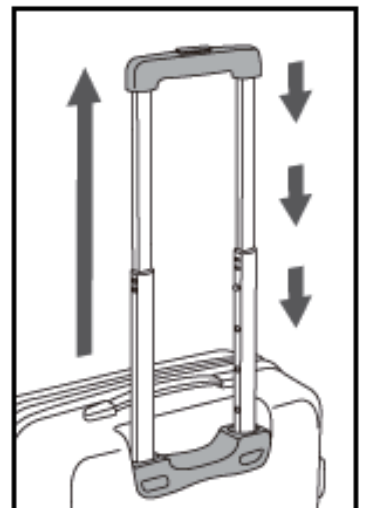
6. When carrying the suitcase onto an escalator, pay attention to your surrounding, position the suitcase in front of or behind you and hold it securely to prevent it from falling. Also, grasp the hand rail belt of the escalator firmly so as to prevent yourself from falling. If the suitcase falls down, serious injury may occur.

7. Do not use the suitcase for any purpose other than it was designed for, such as for playing, or as a platform or chair.
8. The suitcase is designed for use in a travel. Do not use it in lieu of a cane or walking aid.
9. Do not put your weight on the pull handle since the suitcase can fall over and cause injury.
10. When releasing your hand from the pull handle after rolling the suitcase on casters, make certain that the suitcase will not fall over.

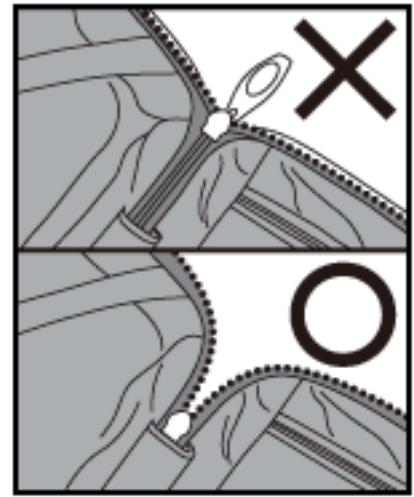


Usage precautions

1. Sand, dust or lint adhered to the wheel shafts can prevent the wheels from proper or smooth operation. The pull handle is designed for use in pulling the suitcase. Do not lift the suitcase by the pull handle. Doing so can cause damage. Be sure to hold the main handle on the suitcase body to lift the suitcase.
2. To adjust the length of the multi-stage pull handle, pull out the bar all the way, then adjust the length while retracting the bar.
3. The pull handle has a certain amount of "play" to allow smooth handle movement.
4. High acidity, salinity and humidity can cause damage to the suitcase.



5. If your suitcase has a zipper, open the zipper all the way to the end position before opening the suitcase. The zipper can become damaged if you attempt to forcibly open the suitcase with the zipper halfway open.

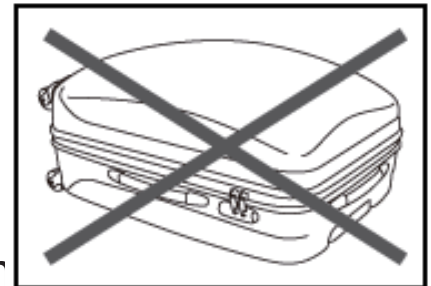


6. Heat can cause the suitcase shape to deform.

Packing Precautions

1. Do not put cash or valuables in the suitcase. The suitcase locks are designed to prevent the suitcase from accidental opening. They are not intended to protect against theft.

2. Do not overpack the suitcase. Overpacking the suitcase can cause damage to the wheels and zipper.



3. The suitcase is not waterproof. Rainwater can seep into the interior, causing the contents to be wet. Make sure to keep the suitcase away from water, especially when traveling to an area with frequent rain.

4. The suitcase is not waterproof. Rainwater can seep into the interior, causing the contents to be wet. Make sure to keep the suitcase away from water, especially when traveling to an area with frequent rain.