

COSTWAY®

Ultrasonic Anion filter Humidifier

EP23421

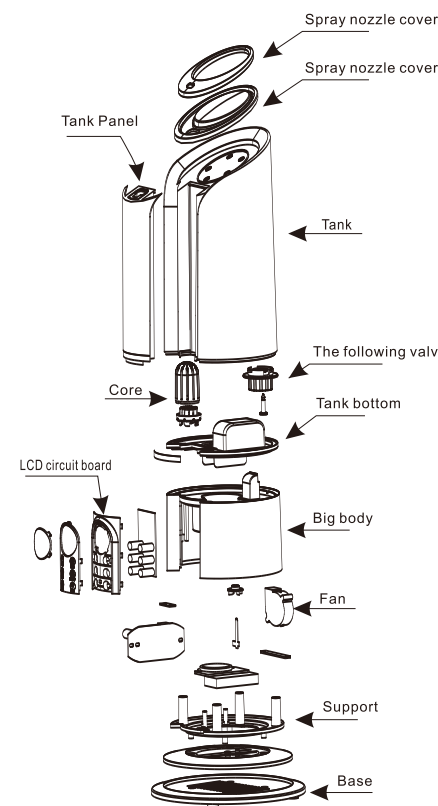


Ultrasonic Anion filter Humidifier

INSTRUCTION MANUAL

Read Instruction manual carefully before use

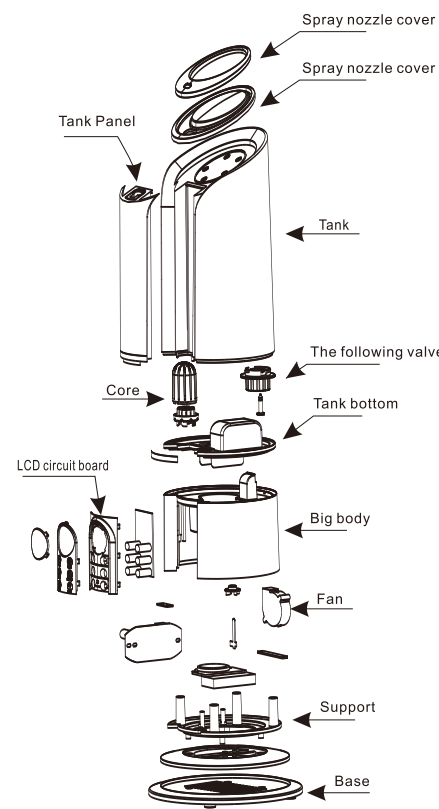
Product Structure



Mechanical easy to operate

The enclosure is placed horizontally in a suitable place. Remove the water tank, the tank lid open inverted, into the clean Tap water. In order to accommodate the cap tightened watertight tank prevail (do not overtighten). Wipe the tank Around the glob, installed water tanks. Access to AC 120V 60Hz power supply, rotary switch clockwise to open, Produced by a need to adjust the size of the fog, humidity indicator lights, humidifiers can be divided into the amount of stepless adjustment, built-in color dream Light, equipped with safety devices automatically protected. When the tank without water, the sensor stops working, no fog spray port Spray, water indicator light, if they continue to use, please switch off the power. Back to tank water.

1




Product works

Ultrasonic humidifier ultrasonic million times per second principle of high frequency oscillation, the mist 1 to 5 microns into ultrafine particles through Air unit, the mist into the air, so as to achieve the purpose of uniformly humidified air. Humidifiers can maintain the desired room humidity, Prevent the generation of static electricity while producing a certain amount of natural negative ions, treat and delay influenza, hypertension, bronchitis and other diseases, And the nervous system, the cardiovascular system and the body's metabolism play a protective role.


Product Features

- 1, humanized design: large capacity water tank design, filled with water can work for 10 hours or more, double the amount of fog nozzles larger mist evenly.
- 2, the remote functions: remote operation lets you handy.
- 3, the digital display: High Profile symbols makes clear, easy to understand the functions of the machine.
- 4, timer functions: allows you to work without worrying about the machine for a long time, power and peace of mind.
- 5, security: dry blower off automatically, safe and reliable.
- 6, negative ion oxygen bar function: oxygen bar can kill some air of harmful bacteria, oxygen bar anion humidifying function is turned on, can Purifying mist does not produce secondary pollution, thus improving indoor air quality.

2



Super-activated carbon adsorption eliminate the odor features: High performance activated carbon mesh sponge, like a deep-sea algae, in Instantaneous energy generated strong eliminate indoor smoke, formaldehyde, ammonia, carbon monoxide and other odors while adsorption powder Dust particles.



Fresh and purification of negative oxygen ions, oxygen ions 10,000,000 vitamins, promote metabolism, improve human immunity. People Body vitamins indispensable, otherwise there will be metabolic disorder or disease, the same air of negative oxygen ions nor vitamin May be missing, scientists have negative oxygen ions in the air as to how much air quality is an important criterion.

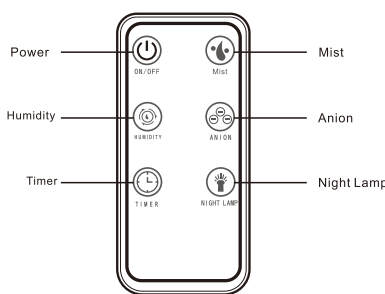
Research space	Test results (N-ion / cm3)	Results
Forests, waterfalls	10-50Ten thousand	Has a natural immunity
Mountains, the seaside	5-10Ten thousand	Sterilization and reduce the spread of disease
Countryside, fields	0.5-5Ten thousand	Enhance human antibacterial
Residential, interior	0-50Ten thousand	Induce physiological disorders, headaches, insomnia, air conditioning disease
Solar Air Purifier	50-100Ten thousand	Has a natural immunity

- 7, automatic humidistat function: In standby mode, the current indoor relative humidity can display real-time to set the desired humidity range, the machine The relative humidity of the current to control the machine is humidified.

Most comfortable humidity	45-65%RH
Most favorable against the disease of ambient humidity	40-55%RH
Computers, communications equipment, ambient humidity	45-60%RH
Furniture, musical instruments, ambient humidity	40-60%RH
Libraries, art galleries, museums, ambient humidity	40-60%RH

- 8, the filter function: ceramic grain with a natural mineral, ceramic oxide substrates, nano-oxides, rare earth and other substances into the system through a special process% Of the particles.

Room temperature, the main function of the filter	Release large amounts of negative ions, promote blood circulation, reduce disease
	Antibacterial, sterilization, air and water to remove the odor
	Filtration, softening water, interfere with scaling
	To prevent corrosion of metal



Method of operation remote control buttons on the front panel of the machine with the key operation in the same way. With the remote control of the machine, the remote machine to be aligned with the surface Remote control receiver window panel, remote control receiver window do not put any obstacles in front, so as not to affect the reception.

3

Product Use

- 1, put the machine on a level on the desktop, remove the bottom of the tank and put the tank unscrew the knob, the direction of the arrow water inlet, into the amount of clean Tap water or distilled water in the knob tightened.
- 2, the water tank on the machine base stable, the machine's power plug into the socket on the power to ensure that the machine before operating voltage using the voltage must Must match.
- 3, the operation of the specific features of this model:



Intelligent computer touch operation:



Button depressed: Appliance is switched on.
Button released: Appliance is switched off.



HUMIDITY button – controls humidistat to automatically control humidity at your desired level, (from 40% RH to 90% RH, changes by 5% RH increments). We recommend 40%-60% RH, as it is the most comfortable and healthy humidity level for humans. For example, if you set desired humidity level at 50% RH, if indoor relative humidity is lower than this rate, the device will start humidifying, and if it is higher than this rate, it will stop humidifying. The process continues in a cycle until the water tank reaches minimum water level, and the device automatically shuts-off.

When the device is plugged to power supply, the LCD displays current indoor relative humidity. To set desired humidity level, press CONSTANT button to increase humidity rate, and the LCD screen humidity display will blink. (When desired humidity level is set, after 5 seconds the LCD screen displays current indoor relative humidity level, but the LCD screen display with the %RH will blink to check the desired humidity).



MIST – used to select mist level. It comes with 3 settings.
Level 1: minimum mist (approx.200 ml/h)
Level 2: medium mist (approx. 250ml/h)
Level 3: maximum mist (approx. 300 ml/h)



Press **ANION** button, to start the **Air Purify Ionizer** and generate healthy air with negative ions. The **ANION** symbol displayed on the LCD screen looks like a Tree. Press **ANION** again to turn off.



Optional timer from 1 to 12 hours. If water tank reaches minimum water level, the device will automatically shut-off.



NIGHT LAMP button – to switch night lamp on or off.

4

Security Guide

- 1, please use the appliance - induced voltage and frequency: 120V ~ 60Hz.
- 2, the appliance please use a separate outlet. Do not disassemble the appliance repair renovation
- 3, this machine is for indoor use only
- 4, do not replace the power cord, there are anomalies immediately unplug the power cord, must by the manufacturer or repair or similarly qualified persons to repair.
- 5, cleaning or moving before you turn off the power and unplug the power cord.
- 6, do not flip the energized state and other electrical appliances to avoid burning the internal electronic components.
- 7, detergents and electrical work placement within the range of children can not touch.
- 8, do not work in the water tank and base separately, do not touch the water tank and components.
- 9, do not pull the power cord is unplugged or touch the power plug with wet hands.
- 10, the power cord Do not bend or severe stress.
- 11, a lightning storm or Unplug unused for long.
- 12, adults need to supervise children. Ensure that children do not play with the machine.

Precautions

- 1, the initial use of the appliance should be at room temperature for 30 minutes before rebooting.
- 2, the temperature is below 40 °C, use clean water.
- 3, place on a flat sturdy place to avoid tilting
- 4, do not join in the water production of the Company, supervisory or allowed to join substances.
- 5, Do not use the Company's production, supervisory or allow the use of substances to clean the appliances.
- 6, place it in a place away from sources of heat, direct sunlight, and away from furniture and other home appliances 2 meters away, to avoid moisture.
- 7, do not spray nozzles are the electrical and electronic books and placed beneath towels and other items.
- 8, place at normal room temperature (temperature 5 °C ~ 40 °C, relative humidity <80% RH).
- 9, at work, or when there is water in the sink Do not move the appliance.
- 10, clean, avoid electrical failures arising from the internal water.

Product Care

- 1, weekly response to the electric water tank, sink, transducers, filters and other components for cleaning, unplug the power cord before cleaning.
- 2, use a soft cloth for routine cleaning of various components, routine cleaning is not clear if the scale tank, please use our production and supervision Kiyoyoshi Agent. Citric acid with 60 °C hot water will melt, pour fouling place, soak for 5 minutes, then brush gently scrub fouling surface until removal of scale. (The ratio of water and citric acid 10mL: 1g).
- 3, the filter from the tank to remove the knob. Clockwise and tighten. Counter-clockwise to loosen. Placed within the edible vinegar soak for 15 minutes, then Dozens hand jiggle under, and then rinse with clean water. After cleaning the filter with the new functionality is no different.
- 4, the electrical appliances when not in use for a long time, please dry clean after each part into the original container or placed in a dry place.
- 5, Do not use hard objects when cleaning to avoid scratching the transducer.
- 6, do feel free to use detergents clean the appliance, preferably with clean water clean.
- 7, do not use chemical solvents, gasoline, polishing powder substances to clean the machine surface.
- 8 Always replace the tank Chen Shui keep the humidifier clean.

5

Troubleshooting

Symptom	Cause Analysis	Processing Method
Lamp is not lit, no wind, no fog	No power	Reconnect the power
Lights but no wind, no fog	Machine tank water level is too high	Drained some of the water tank, water tank and then tighten the knob
Spray less	Transducer with scale	Clean the transducer
	Dirty water or water stored too long	Replacement clean water
Abnormal noise	Resonate less water tank	To refill the water tank
	Placing students with anti-resonance countertop	Placed on a solid countertop
Fog around the overflow from the nozzle	At the nozzle and the water tank with cracks	The nozzle soaked before use
No water	Dirty water tank or tanks not put the knob	Clean knob cover Replace the water tank

After the above treatment, the humidifier still does not work, please contact our customer service center or contact your local repair maintenance of telephone and address, see Warranty card, the company dedicated to serve you.

Technical parameters

Product name	Ultrasonic humidifier
Model No.	EP23421
Voltage	120V
Frequency	60Hz
Water tank	6L
Mist output	300ml/h
Power	25W

Packing List

Name	Quantity
Humidifier	1 set
Remote	1 pc
Manual	1 pc