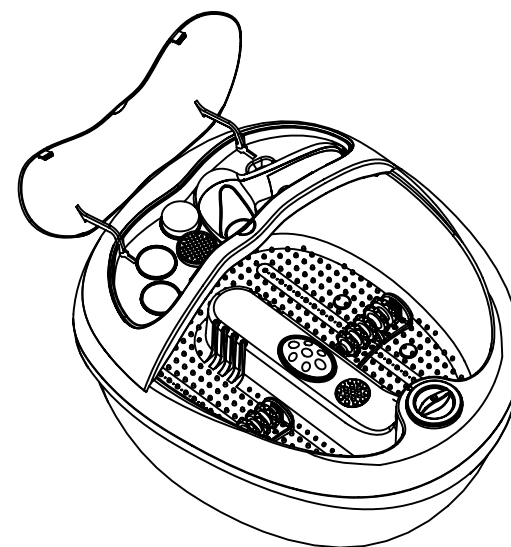




GorelaX[®]



USER'S MANUAL
FOOT MASSAGER
EP23763

THIS INSTRUCTION BOOKLET CONTAINS **IMPORTANT** SAFETY INFORMATION. PLEASE READ AND KEEP FOR FUTURE REFERENCE.

Please give us a chance to make it right and do better!

Contact our friendly customer service department for help first.

Replacements for missing or damaged parts will be shipped ASAP!

Follow Costway

Visit us: www.costway.com



Contact Us!

Do NOT return this item.

Contact our friendly customer service department for help first.



Before You Start

- ⚠ Please read all instructions carefully.
- ⚠ Retain instructions for future reference.
- ⚠ Separate and count all parts and hardware.
- ⚠ Read through each step carefully and follow the proper order.
- ⚠ We recommend that, where possible, all items are assembled near to the area in which they will be placed in use, to avoid moving the product unnecessarily once assembled.
- ⚠ Always place the product on a flat, steady and stable surface.
- ⚠ Keep all small parts and packaging materials for this product away from babies and children as they potentially pose a serious choking hazard.

FOOT MASSAGER (EP23763)

INTRODUCTION :

Proper use can speed up blood circulation in the skin of the feet which manifests itself in a pleasant and feeling of warmth (rise in skin temperature). Foot massager baths at regular intervals can improve blood circulation in the feet and indirectly to entire leg area as well.

The heater under each foot rest maintains the desired temperature throughout your massager when you switch to the warm setting of the unit.

The stimulation nodes act as gentle fingers to make contact with the sole of your feet and give you most effective and invigorating massage. You can easily control their effectiveness by simply pressing down lightly or reducing the pressure with your feet. The air jets provide a relaxation warm bubble bath for your feet.

READ INSTRUCTIONS BEFORE USING :

When using electrical appliances, especially when children are present, basic safety precautions must always be followed.

SAFETY INFORMATION

1. Ensure that the voltage shown on the rating label is identical to the mains voltage of your building installation wire.
2. For indoor use only! Never use the appliance outdoors. Use only on a clean and flat level surface.
3. Do not use the appliance in bathroom, near a shower or swimming pools or near to other open water sources.
4. Do not attempt to plug in and unplug the unit while feet are in water.
5. Before plugging in or unplugging the unit, be sure the rotary switch is in OFF or "0" position.
6. NEVER immerse the unit into water or other liquid for cleaning or other purposes.
7. Do not stand up in the unit; use it only when you are in a sitting position.
8. Don't switch on the appliance when you don't intend to use it.
9. Do not use while sleeping, or if you feel drowsy.
10. Discontinue use if you feel discomfort, or if any pain or irritation result, never use for swollen or inflamed feet, or if your feet have any skin eruptions. Please consult your physician first.
11. The appliance has a hot surface. Persons insensitive to heat must be careful when using the appliance.
12. This appliance is not intended for use by persons (including children) with reduced physical, sensory or mental capabilities, or lack of experience and knowledge, unless they have been given supervision or instruction concerning use of the appliance by a person responsible for their safety. Children should be supervised to ensure that they do not play with the appliance. Never leave children alone near of the appliance.
13. Do not pull the unit by the cord. Don't use the cord as a handle.
14. If the supply cord is damaged, it must be replaced by the manufacturer or its

service agent or a similar qualified person in order to avoid electrical hazard.

The appliance does not contain any parts to be maintained by the user. In case of damage and/or malfunctions, disconnect the appliance from the mains and contact manufacturer or its service agent or a similar qualified person.

15. Always ensure that the supply cord is not placed under the appliance.
16. This appliance may be plugged into AC electrical outlet. (Ordinary household power) Do not use any other outlets.
17. If water leaks from the appliance, the appliance should no longer be used.

CARE AND MAINTENANCE :

This unit is for household purposes only. Any commercial use is not permissible.

This is a body care unit, not a washing basin. Clean your feet before using the appliance and clean the appliance after each use. Deposit of dirt can clog the air jets and might undermine the bubble effect.

TO CLEAN : After usage disconnect the unit from the mains. Simply rinse it out with water. Never immerse the unit into water. If you wish, you can wipe off all surfaces with a cloth damped with water and a mild detergent, then rinse and dry. Never use sharp, abrasive or flammable cleanser. This might destroy the unit surface and/or the electric insulation.

Hygienic information

Do not use any alcohol, acetone, petrol or abrasive cleaning agents.

To prevent the spread of germs use from time to time a mild disinfectant (available in health food store or similar stores) and clean the appliance and all parts carefully.

Store the unit and parts back to the storage box for next usage.

TO STORE : Be sure the unit is unplugged, cooled off and emptied of water. Wind the supply cord around the cable holder at the units bottom side. Then store it in a clean and dry place. Never hang the unit by the power cord. Never connect the unit to the mains when the supply cord is partly wound around the cable holder.

Parts names:

- | | | | |
|------------------------------------|-----------------|-------------------|------------------|
| 1. Cover | 2. Air Nozzles | 3. Stimulus nodes | 4. Rotary switch |
| 5. Foot cleaner with 4 attachments | 6. Massage Head | 7. Red Light | 8. Roller |

HOW TO USE THE MASSAGER:

The appliance must always be operated with water.

Check that the rotary switch is in OFF or "0" position before you connect the appliance to the mains.

Do not connect or disconnect the appliance to/from the mains while your feet are in the water or if your hands are wet.

Place the appliance on a flat and suitable surface and the non-skid rubber feet will prevent it from slipping.

Fill the appliance with warm (in desired temperature).

Do not fill water over the "MAX" water-level line marked on the unit. This unit is designed to maintain the water temperature at a comfortable level, but not for raising the temperature.

Seat yourself comfortably, place feet on the foot rests and select your desired setting for vibration massage, bubble massage, massage with or without warmth.

The available functions are:

WARMTH+ BUBBLE + MASSAGE + RED LIGHT [W + B + M + R]

Turn the rotary switch to position [W + B + M + R]

This function will give you a unique vibration massage and a relaxing foot bath in warm water with stimulatory bubble bath.

WARMTH + BUBBLE [W+ B]

Turn the rotary switch to position [W+ B]

This function will give you a relaxing foot bath in warm water with stimulatory bubble bath.

MASSAGE + RED LIGHT [M + R]

Turn the rotary switch to position [M + R]

This function will give you a unique vibration massage.

When you have finished your personal massage be sure to turn the rotary switch to the OFF or "0" position. Then remove your feet and unplug the unit.

REMEMBER NOT TO STAND INSIDE THE UNIT.

TO EMPTY, tilt the unit over a sink or tub to enable water to flow out. Rinse out and dry the unit. Never immerse entire unit in water or any other liquid.



This product contains recyclable materials. Do not dispose this product as unsorted municipal waste. Please contact your local municipality for the nearest collection point.

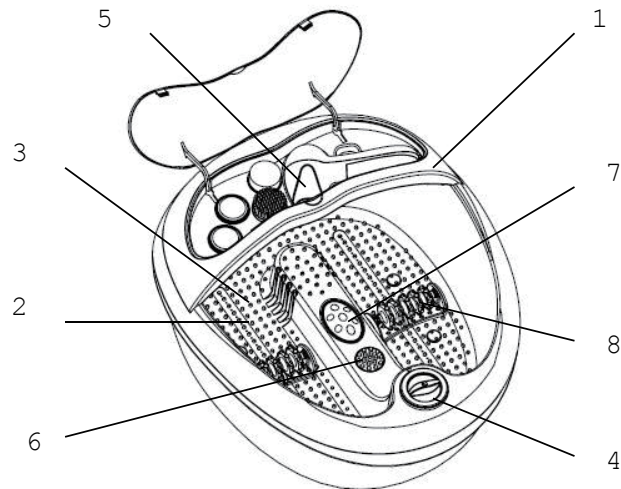

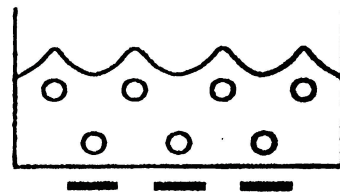


Fig 1



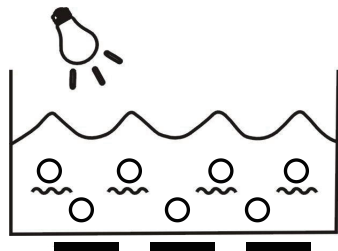
MASSAGE + RED LIGHT

Fig 2



WARMTH+ BUBBLE

Fig 3



WARMTH + BUBBLE + MASSAGE + RED LIGHT

Fig 4

Welcome to visit our website and purchase our quality products!

Your suggestions and comments for COSTWAY are really important to us!
We sincerely solicit you to go back to our shop and leave a good rating in just a simple click. It would be quite encouraging if you could kindly do so like below:

★★★★★ Great products so far

February 24, 2019

Great products so far. Fast delivery, easy setup, and working without any issues.

With your inspiring rating, COSTWAY will be more consistent to offer you
EASY SHOPPING EXPERIENCE, GOOD PRODUCTS and EFFICIENT SERVICE!

US office: Fontana, California

UK office: Ipswich



- * Reward Points
- * Exclusive Customer Service
- * Personalized Recommendations
- * Permanent Shopping Cart
- * Order History

5 Star Rating



We would like to extend our heartfelt thanks to
all of our customers for taking time to assemble
this product and giving us valuable feedbacks.

THANK
you
😊