

**USER'S MANUAL**  
**FREE SHELF 3 TIER**  
**HW65253**

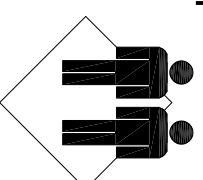
THIS INSTRUCTION BOOKLET CONTAINS **IMPORTANT** SAFETY INFORMATION. PLEASE READ AND KEEP FOR FUTURE REFERENCE.

**Please give us a chance to make it right and do better!**  
Contact our friendly customer service department for help first.  
Replacements for missing or damage parts will be shipped ASAP!

**Follow Costway**  
Visit us : [www.costway.com](http://www.costway.com)



**FLOOR AREA**  
**2M X 2M**



**ASSEMBLED BY 2 ADULTS**



**COSTWAY**

WHERE THERE IS COSTWAY THERE IS HOME



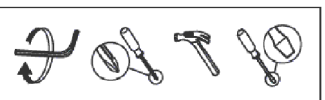
# Contact Us!

Do NOT return this item.

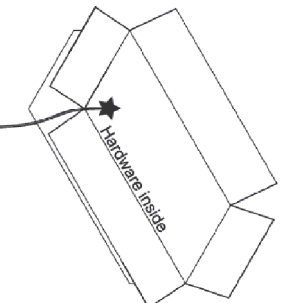
contact our friendly customer service department for help first.








## Before You Start



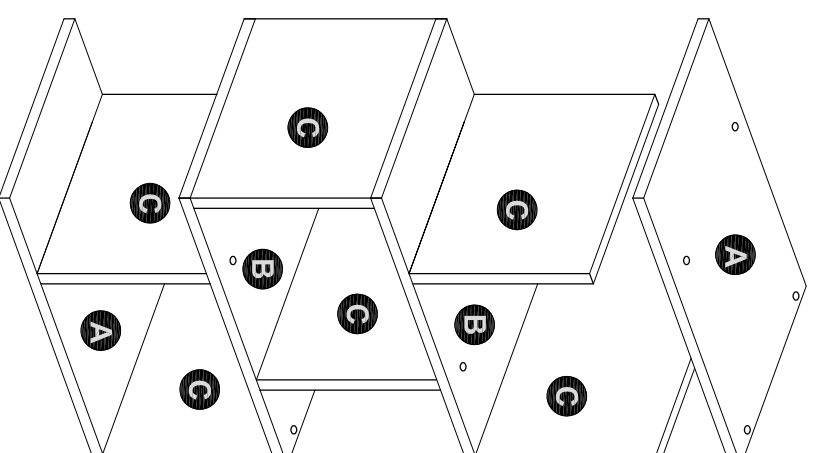
- Read each step carefully before starting. It is very important to ensure each step followed in correct order, otherwise assembly difficulties may occur.
- Most of board parts are labeled or stamped on the raw edges. Have a check to make sure all parts are included.
- Work in a spacious area, preferably on a carpet close to where the unit will be used.
- Keep the handtools close at hand. Do not use power tools to assemble your furniture. They may scratch or damage the parts.



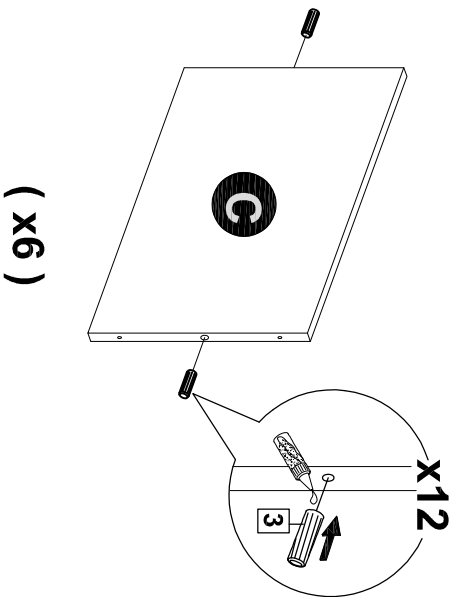
<b>1</b>	 M8 x 38mm X24	<b>2</b>	 Dia 17mm X 24	<b>3</b>	 Dia 6 x 30mm X12	<b>4</b>	 Glue10cc X1	<b>5</b>	 ANTI TIP STRAP X1
----------	--	----------	--	----------	---	----------	--	----------	--

### PART LIST

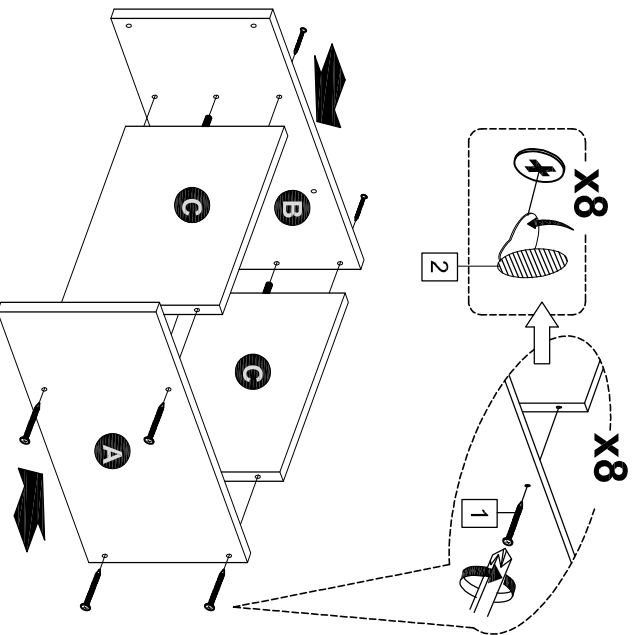
- A** X2
- B** X2
- C** X6



**1**

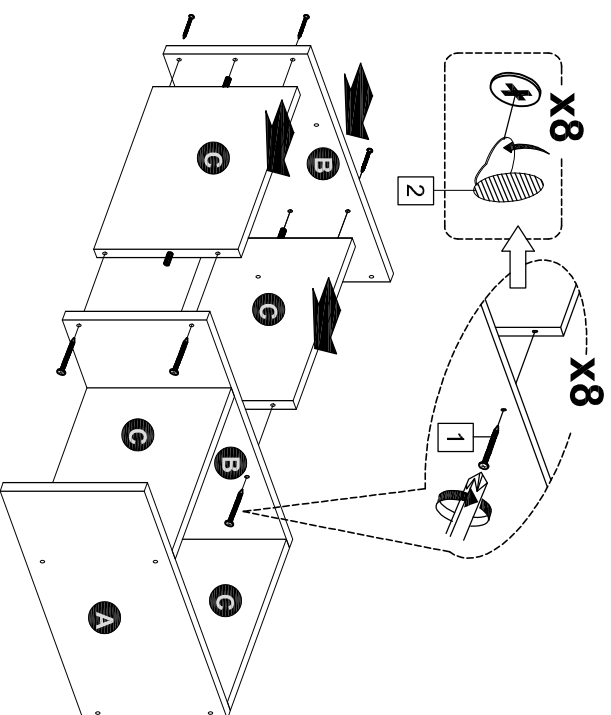


**2**

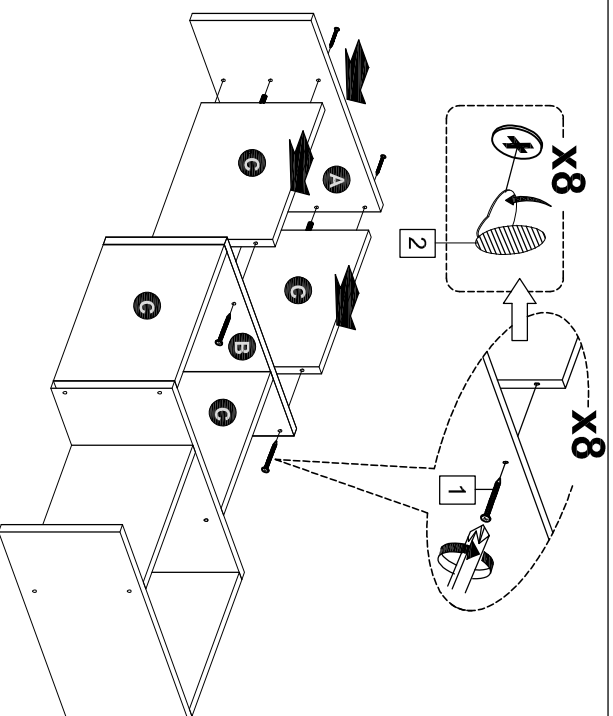


4

**3**

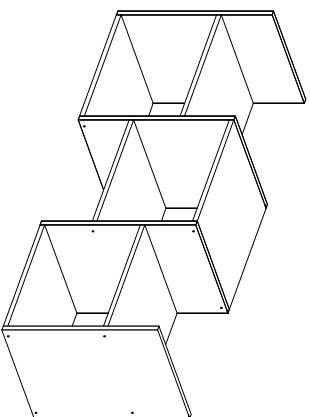
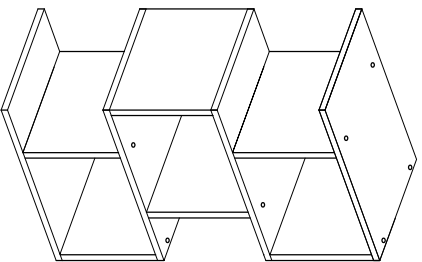


**4**



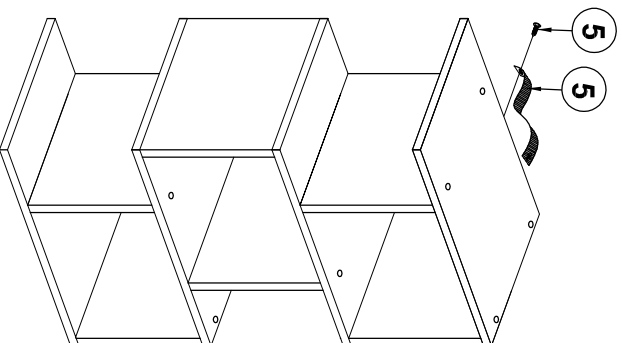
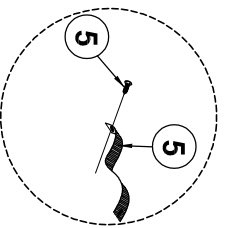
5

**5**



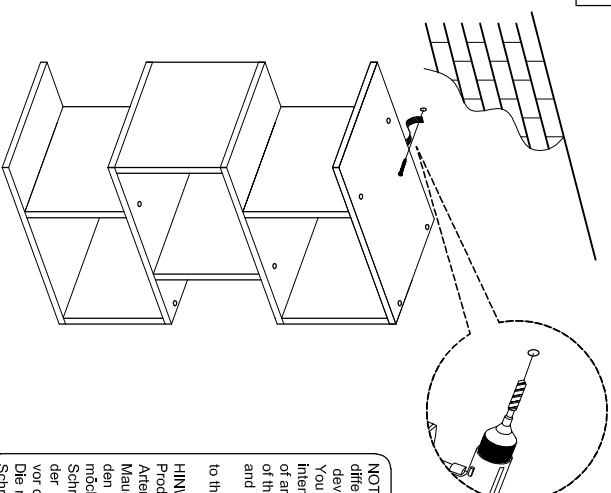
**NOTE : THE MAXIMUM WEIGHT ON TOP PANEL UP TO 10KGS MAX WEIGHT PER SHELF .**

**6**



6

**7**



**NOTE :** Wall fixings are not supplied with this product as different wall materials require different types of fixing devices (such as Rawl plugs on brick work). You must use fixing devices suitable for the type of wall you intend to mount this product to. Please ensure that the head of any screw used has a diameter greater than the diameter of the mounting hole on the bracket and that the fixing is safe and secure before use.  
The screw supplied is to fix the anti-tip strap to the cabinet.

**HINWEIS:** Wandbefestigungen sind nicht im Lieferumfang dieses Produkts enthalten, da verschiedene Wandmaterialien unterschiedliche Arten von Befestigungsvorrichtungen erfordern (z. B. Rawl-Dübel auf Mauerwerk). Sie müssen Befestigungsvorrichtungen verwenden, die für den Wandtyp geeignet sind, an dem Sie das Produkt anbringen möchten. Bitte stellen Sie sicher, dass der Kopf jeder verwendeten Schraube einen Durchmesser hat, der größer ist als der Durchmesser der Befestigungsoffnung an der Halterung und dass die Befestigung vor dem Gebrauch sicher ist.  
Die mitgelieferte Schraube dient zur Befestigung des Kippschutzes am Schrank.

7

## Care and Maintenance

Use a soft, clean cloth that will not scratch the surface when dusting.

Use of furniture polish is not necessary.

Should you choose to use polish, test first in an inconspicuous area.

Using solvents of any kind on your furniture may damage the finish.

Never use water to clean your furniture as it may cause damage to the finish.

Liquid spills should be removed immediately. Using a soft clean cloth, blot the spill gently. Avoid rubbing.

Check bolts/screws periodically and tighten them if necessary.

### Further advice about wood furniture care

It is best to keep your furniture in a climate-controlled environment.

Extreme temperature and humidity changes can cause fading, warping, shrinking and splitting of wood.

It is advised to keep furniture away from direct sunlight as sun may damage the finish.

Proper care and cleaning at home will extend the life of your purchase.

Following these important and helpful tips will enhance your furniture as it ages.

### Welcome to visit our website and purchase our quality products!

Your suggestions and comments for COSTWAY are really important to us! We sincerely solicit you to go back to our shop and leave a good rating in just a simple click. It would be quite encouraging if you could kindly do so like below:

★★★★★ Great products so far

February 24, 2019

Great products so far. Fast delivery, easy setup, and working without any issues.

With your inspiring rating, **COSTWAY will be more consistent to offer you EASY SHOPPING EXPERIENCE, GOOD PRODUCTS and EFFICIENT SERVICE!**

US office: Fontana, California

UK office: Ipswich



- \* Reward Points
- \* Exclusive Customer Service
- \* Personalized Recommendations
- \* Permanent Shopping Cart
- \* Order History

### 5 Star Rating



We would like to extend our heartfelt thanks to all of our customers for taking time to assemble this product and giving us valuable feedbacks.

THANK  
You