
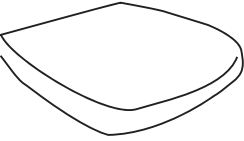
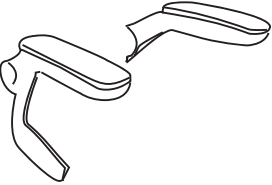
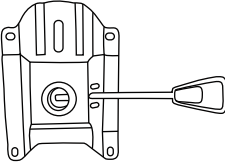










USER'S MANUAL

**Mesh Office Drafting Chair with Footrest Ring
HW65397**

(1)X1		(2)X1		(3)X1	
					
(4)X1		(5)X1	(6)X1	(7)X5	
					
Ax 8  M6X30		Cx4  M6X18		Dx4 	
M6 		(8)X1 			

It is import to assemble all parts so that the directional "Arrows" point in the same direction.Make certain that all screws are FULLY tightened before using the chair.
Each month check all screws and tighten and that may have loosened.

Warning: Do not stand on the chair for any purpose.

