

**USER'S MANUAL**  
**PEDAL GO KART**  
**TY570630**

THIS INSTRUCTION BOOKLET CONTAINS **IMPORTANT** SAFETY INFORMATION. PLEASE READ AND KEEP FOR FUTURE REFERENCE.

**Please give us a chance to make it right and do better!**

Contact our friendly customer service department for help first.

Replacements for missing or damaged parts will be shipped ASAP!

**Follow Costway**

Visit us: [www.costway.com](http://www.costway.com)



# Contact Us!

## Do NOT return this item.

Contact our friendly customer service department for help first.



# Before You Start

Please read all instructions carefully and keep it for future reference.

### Warnings:

Attention! Use it with protective equipment.

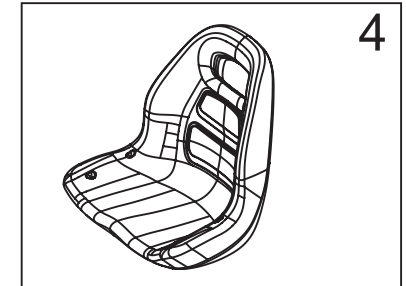
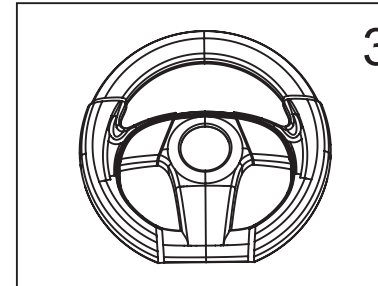
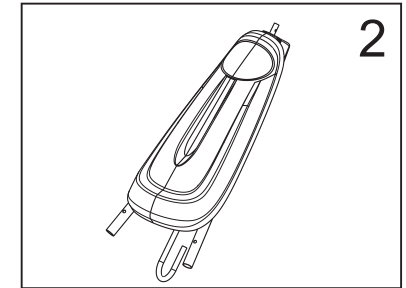

Attention! Not use it in the traffic.

Attention! The product is not suitable for the children under 3 years.

### General Warnings:

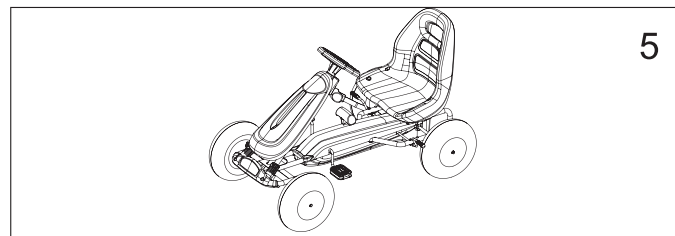
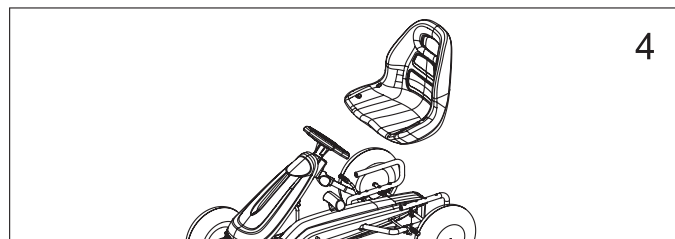
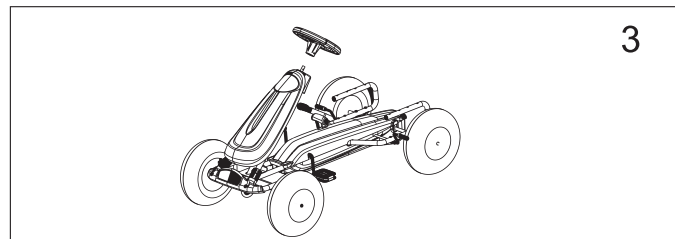
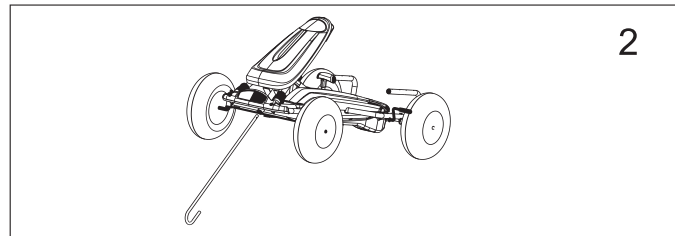
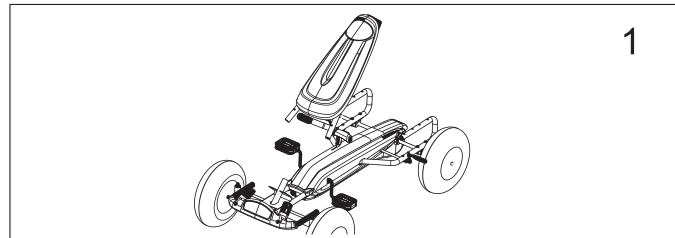
- ⚠ The product must be installed and used under the supervision of an adult.
- ⚠ Read through each step carefully and follow the proper order.
- ⚠ Remove all packaging, separate and count all parts and hardware.
- ⚠ Please ensure that all parts are correctly installed, incorrect installation can lead to a danger.
- ⚠ We recommend that, where possible, all items are assembled near to the area in which they will be placed in use, to avoid moving the product unnecessarily once assembled.
- ⚠ Ensure a secure surface during construction, and place the product always on a flat, steady and stable surface.
- ⚠ Please use the product carefully, as the product requires great skill, avoid accidents by the user or others, by fall or collision.
- ⚠ Please wear suitable protective equipment during use, e.g. protective helmet, gloves, knee pads, elbow pads etc.

## I、PACKING LIST : ( ONE CAR)



- |              |      |                     |      |
|--------------|------|---------------------|------|
| Fix the seat |      | Fix the front panel |      |
| 5mm*50mm     | 4pcs | 5mm*30mm            | 2pcs |
| M5 Locknut   | 4pcs | M5 Locknut          | 2pcs |
| 5MM Washers  | 8pcs |                     |      |

## II. OPERATION INSTRUCTION



## III、 Material of products

PP + Iron + EVA Wheels

## IV、 Operating features

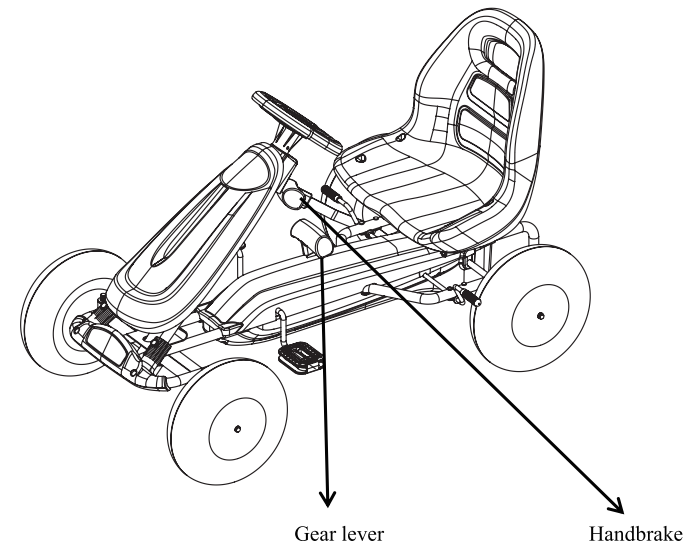
Your car can move forward when you step forward and vice versa. You can control the direction with steering wheel.

The handbrake is next to the seat. When you pull back it the car will stop.

The gear lever is on the middle of chain guard. Your car can be used normally when the gear lever is pulled forward and it will empty step when the gear lever is pulled backward.

The seat can be adjusted two positions from front to back

To lubricate the chain every 3~4 weeks that can ensure the chain works smoothly.



## V、 Troubleshooting

Car will not run at all.

Check if the chain falls off and make sure the gear lever is pulled forward

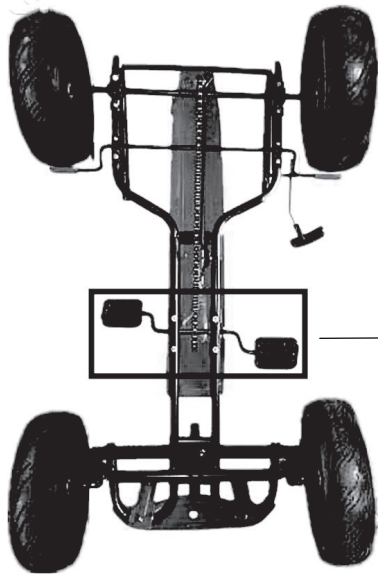
## VI. ATTENTION!

Warning! Not suitable for children under 3 years of age due to choking hazard caused from small parts

Warning! Protective equipment should be worn.

### WARNING! NOT TO BE USED IN TRAFFIC.

- The product must be assembled by adult and checked by adult before usage.
- It is not recommended for use on public streets, slopes, besides swimming pool or any areas considered hazardous.
- Children must only operate the vehicle while adult is present.
- The product only suitable for children aged between 3 and 8 years. Maximum load 66LBS
- Before using, check and make sure the screws are tight.
- The toy should be used with caution since skill required to avoid falls or collision causing injury to the user or third parties.



#### The chain of the go kart is off.

Open the chain cover. Put the chain on the chain wheel and confirm the chain is in the straight line. If not, please adjust the pedal shaft and then close the chain cover.

→ If the chain is too loose, loosen the four nuts and adjust the chain wheel forward to a suitable elasticity.

Our products conform to the following standards:

- ☐ GB6675, GB19865
- ☐ ASTM-F963, CPSIA
- ☐ EN71-1,2,3

## Welcome to visit our website and purchase our quality products!

Your suggestions and comments for COSTWAY are really important to us!

We sincerely solicit you to go back to our shop and leave a good rating in just a simple click. It would be quite encouraging if you could kindly do so like below:

★★★★★ Great products so far

February 24, 2019

Great products so far. Fast delivery, easy setup, and working without any issues.

**With your inspiring rating, COSTWAY will be more consistent to offer you EASY SHOPPING EXPERIENCE, GOOD PRODUCTS and EFFICIENT SERVICE!**

US office: Fontana, California

UK office: Ipswich



- \* Reward Points
- \* Exclusive Customer Service
- \* Personalized Recommendations
- \* Permanent Shopping Cart
- \* Order History

## 5 Star Rating



We would like to extend our heartfelt thanks to all of our customers for taking time to assemble this product and giving us valuable feedbacks.

THANK  
you  
😊